

Treasure Island

FEATURED CONCEPTS


Letters & Sounds:

Review



Shape & Color:

Review



Character Trait:


Determination



Yoga Pose:

Monkey Pose

Number:



Ahoy, there! Treasure Island is calling, and adventure awaits. This month, your child will explore island games, hunt for treasure and enjoy silly stories. Every day brings playful discovery through pretend adventures and island fun.

Setting Sail: Sail into ocean-inspired play as your child enjoys stories, songs and hands-on activities that spark curiosity and early learning.

At the Beach: Enjoy imaginative treasure-hunt play as your child builds early literacy, movement and cooperation skills.

Exploring the Island: Follow winding treasure paths, count treasures and grow early math, language and coordination skills along the way.

Island Fun: Get ready for some monkey-themed fun this week as your child builds early language and movement skills.

Search and sing, then wiggle too! Treasure fun the whole day through!



TOGETHER TIME



Island Hopping

WHAT?	HOW?	WHY?
This week, your child has been learning about shapes, with a special focus on circles. You can build on this learning at home by playing a fun Island Hopping game together.	Cut out cardboard circles and tape them to the floor to create "islands." Move around the room, stepping only on the islands and pretending the floor is the ocean.	Moving and playing with shapes helps your child recognize them in everyday spaces. Adding different island shapes, like squares and triangles, can make the game even more fun and meaningful.




Hide 'n Seek Treasures

WHAT?	HOW?	WHY?
This week, your child enjoyed a story about searching for hidden treasure. You can bring the fun home by playing a simple hide-and-seek treasure game together.	Hide a piece of fruit in an easy-to-find spot and invite your child to search for it. Once it's found, cut it up and enjoy a healthy snack together.	Looking for hidden items helps your child understand that things still exist even when they can't be seen. This idea also builds comfort and reassurance, especially during moments when you are apart.



Point at Blue

WHAT?	HOW?	WHY?
This week, your child learned about island plants and animals and noticed their colors. At home, look for the color blue throughout your day.	Show your child something blue, then go on a "blue hunt" throughout the day. Point to blue items and say "Look, blue!" as you find them together.	Noticing and naming colors helps your child strengthen color recognition skills. Repeating this playful activity supports confidence as your child reviews familiar colors.



Climb Safely

WHAT?	HOW?	WHY?
In the story of the week, your child was encouraged to think about safe and unsafe ways to play.	Take a walk together and point out places that are safe to climb and play, as well as those that are not. Talk with your child about staying safe and making careful choices while they explore.	Talking about safe and unsafe spaces helps your child understand their environment. These conversations support early awareness and help your child feel confident moving and playing safely.

READ WITH ME


Go Boats Go
by Adie Boswell



Sand Between My Toes
by Caroline Cross



Where Is the Sun?
by Eric Carle



Aloha Is...
by Tammy Paikai

