

FAMILY NEWSLETTER

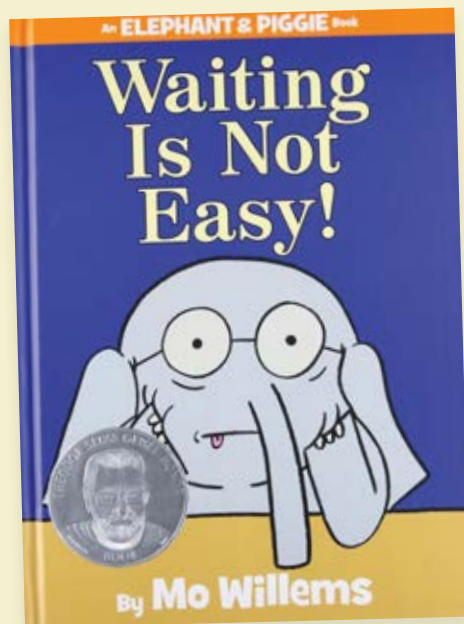
OUR WEEK WITH

Bear Waits

experience
toddler



This week, let's read books about patience and waiting. Find this one at your library or on YouTube:



Waiting Is Not Easy!
by Mo Willems

TOGETHER TIME

Waiting for Apples

What?

In the story of the week at school, Bear has to sit and wait for an apple. Bake a treat with your child and wait to eat it later in the day.

How?

Cut up apples and invite your child to shake on cinnamon. Put the apples in the oven to bake for a few minutes. Then wait until dinner to enjoy the apples together.

Why?

This activity supports both healthy nutrition and self-regulation skills. Celebrating the ability to wait for something good will build an appreciation of and purpose for patience.





Bear Waits Calendar



language & literacy

math & reasoning

music & movement

art & drama

LESSON 1

BOOK DISCOVERY

Read to Bear

LLD 5 CONCEPTS OF PRINT

Pretend to read books. Practice turning pages from front to back.

SORTING & SHAPES

Life Cycle of a Tree

★ MR 5 PATTERNS

Collect the pieces that show the life cycle of a fruit tree.

SOUNDS & SIGNS

Letter I Song

CA 2 DANCE & MOVEMENT

Listen for the letter I and dance around the Letter Card like inchworms.

COLLAGING

Apple Basket

PD 2 FINE MOTOR

Create a harvest collage and glue apples to a basket.

LESSON 2

PICTURES & LETTERS

I Is for Ice

LLD 7 WRITING

Talk about the letter I and how "ice" makes the long /i/ sound. Wait for ice to melt like Bear waits for the apples.

SENSORY PLAY

Strong Roots

★ MR 1 NUMBER SENSE

Play with dough on a mat and form the letter I or count three dough pieces.

GROUP DANCE

Pass the Red

SED 3 ATTENTION & PERSISTENCE

Sit in a circle and pass a pompom around to the song.

PAINTING

Square Sponge Painting

CA 3 VISUAL ARTS

Explore painting with a square sponge.

LESSON 3

ACTIVE LISTENING

Bear Waits for an Apple

LLD 1 LISTENING

Listen to a read-aloud and practice signing words.

LIFE SKILLS

Taste Testing Apples

SS 2 CIVICS & ECONOMICS

Taste test a variety of apples. Choose a favorite apple.

COORDINATION

Draw a Square

PD 1 GROSS MOTOR

Explore moving a scarf in the air to make a square.

DRAMATIC PLAY

Tree Shaker

★ LLD 1 LISTENING

Make a tree shaker and keep the beat to a song.



LESSON 4

STORY PLAY

Where Is Bear?

LLD 6 READING COMPREHENSION

Identify the characters in a story. Hold a character Story Piece and look for it in the book.

NUMBER PLAY

Counting Apples

MR 1 NUMBER SENSE

Count quantities up to four by putting "apples" (pompoms) on tree cards.

CREATIVE MOVEMENT

Branches Beat

★ CA 1 MUSIC

Hold a stick and tap it at different speeds to music.

COLORING

Letter I Coloring

LLD 7 WRITING

Color the letter I and pictures that begin with the /i/ sound.

LESSON 5

COMMUNICATION

Pass the Apple

LLD 1 LISTENING

Listen to the read-aloud while passing around an apple.

MEASURE WITH ME

Matching Apples

MR 4 MEASUREMENT

Explore parts and wholes by matching apple slices.

RHYTHM PATTERNS

Be Patient Rock

CA 1 MUSIC

Rock side-to-side to the song as a rock is being passed around.

STICKER ART

Hungry, Hungry Animals

★ PD 2 FINE MOTOR

Decorate a paper with stickers.



FAMILY NEWSLETTER


OUR WEEK WITH

Fruit

experience
toddler



This week, let's read books about our fruit. Find this one at your library or on YouTube:



Eating the Alphabet
by Lois Ehlert

TOGETHER TIME

Fruit Match

What?

In the story of the week, we learned about different types of fruit. Play a matching game with real fruit.

How?

Go to a grocery store and explore the produce section. Select a variety of fruits and vegetables. Be sure to purchase at least two of each. At home, show one fruit to your child and ask them to find the matching one in your bag.

Why?

This activity builds classification (sorting) skills.





Fruit Calendar



experience
toddler

language & literacy

math & reasoning

music & movement

art & drama

LESSON 1

BOOK DISCOVERY Trace the Fruit Path

LLD 5 CONCEPTS OF PRINT

Develop book handling skills by following text from left to right.

LIFE SKILLS Wash the Fruit

PD 4 PERSONAL CARE

Put toy fruit in a sink or tub of water and explore washing it.

SOUNDS & SIGNS Eat More Song

CA 2 DANCE & MOVEMENT

Listen for the words "eat" and "more." Sign the words to the music.

PAINTING Orchard Postcard

★ SED 1 SELF-AWARENESS

Create a painting of cherries and talk about fruit.

LESSON 2

ACTIVE LISTENING Berry Up & Down

LLD 3 PHONOLOGICAL AWARENESS

Imitate the sounds heard in a read-aloud story.

NUMBER PLAY Save the Trees

★ MR 7 LOGIC & REASONING

Roll the die and count the dots. Find a tree with the same number of fruit.

GROUP DANCE Dance from Red to Green

PD 1 GROSS MOTOR

Dance with a partner. Hold hands and move together to colored papers on different walls.

COLORING Fruit Maze

PD 2 FINE MOTOR

Follow a maze and find the fruit.

LESSON 3

PICTURES & LETTERS Letter Toss E, I, L

LLD 4 ALPHABETIC KNOWLEDGE

Hang Letter Toss Cards and toss a pompom at the named letter.

SENSORY PLAY Cutting Apple Squares

MR 3 SHAPES

Make squares with playdough on a mat and count two dough pieces.

RHYTHM PATTERNS Pick Up Squares

CA 1 MUSIC

Dance expressively to the music while picking up squares.

DRAMATIC PLAY Farmer's Market

★ SS 2 CIVICS & ECONOMICS

Pretend to go shopping and trade money for fruit.

LESSON 4

STORY PLAY Show the Fruit

LLD 6 READING COMPREHENSION

Listen actively and hold up the Story Piece when a type of fruit is named during a read-aloud.

SORTING & SHAPES Fruit Puzzles

MR 2 SPATIAL AWARENESS

Match two halves of fruit and complete the fruit puzzles.

COORDINATION Five Little Apples

CA 2 DANCE & MOVEMENT

Use listening skills while acting out the finger play and showing five fingers.

COLLAGING Banana Plant

★ PD 2 FINE MOTOR

Create a banana plant with starch noodles.

LESSON 5

COMMUNICATION Signing Eat

LLD 2 COMMUNICATION

Use the signing words and practice them in a mirror.

MEASURE WITH ME Pouring Water

MR 4 MEASUREMENT

Explore pouring water from one container into another. Which is the bigger container?

CREATIVE MOVEMENT Move Through the Orchard

★ CA 2 DANCE & MOVEMENT

Move scarves inside a large square on the floor without touching each other while pretending to plant and grow a tree.

STICKER ART Match the Fruit Stickers

PD 2 FINE MOTOR

Put stickers on matching pictures.



FAMILY NEWSLETTER

OUR WEEK WITH

Orchard

experience
toddler



This week, this week, let's read books about trees. Find this one at your library or on YouTube:



Tree: A Peek-Through Picture Book
by Britta Teckentrup

TOGETHER

TIME

Hiding Fruit

What?

In the story of the week at school, we hunted for animals and fruit hiding in trees. Play hide and seek with your child this week.

How?

Hide a piece of fruit when your child is not looking, then encourage them to hunt for it.

Why?

This activity supports logic and reasoning skills by reinforcing that the toy or fruit exists even if they can't see it. When they keep looking elsewhere, they practice deductive reasoning and problem-solving.



Orchard Calendar



experience
toddler

language & literacy

PICTURES & LETTERS Rolling for Letters

★ LLD 7 WRITING

Identify and write letters found on a Pocket Cube.

math & reasoning

SENSORY PLAY Log Roll L & Four

LLD 4 ALPHABETIC KNOWLEDGE

Play with dough on a mat and form the letter L or count four dough pieces.

music & movement

CREATIVE MOVEMENT Porcupine Polka

CA 2 DANCE & MOVEMENT

Dance in personal space inside a yarn shape. Pause the music and run to another yarn shape.

art & drama

COLORING Letter L Coloring

PD 2 FINE MOTOR

Color the letter L and pictures that begin with the /l/ sound.

LESSON
1

LESSON
2

STORY PLAY Missing Fruit

LLD 2 COMMUNICATION

Answer yes/no questions regarding which fruit each child has.

MEASURE WITH ME Cherry Pie Toss

MR 4 MEASUREMENT

Explore near and far by tossing pompoms into a pie tin.

SOUNDS & SIGNS Llama Love

LLD 1 LISTENING

Practice signing words and create a love collage.

COLLAGING Cherry Tree Collage

★ CA 3 VISUAL ARTS

Create a cherry tree collage with heart confetti.

LESSON
3

COMMUNICATION Hide & Seek the Lemon

LLD 3 PHONOLOGICAL AWARENESS

Children search for hidden lemons then place them on the Letter L Card.

NUMBER PLAY Counting Lemons

★ MR 1 NUMBER SENSE

Make and count out playdough "lemons."

COORDINATION A Tree Is a Home

PD 1 GROSS MOTOR

Do the yoga pose during the song to improve balance, flexibility and strength.

PAINTING Red Modern Painting

CA 3 VISUAL ARTS

Explore how red mixes with yellow to create orange.

LESSON
4

BOOK DISCOVERY What Do You See?

LLD 5 CONCEPTS OF PRINT

Place a sticky note on each book page. Lift the flap and determine if a word or picture is hiding under it.

SORTING & SHAPES Seed Drop

MR 7 LOGIC & REASONING

Learn about how birds carry and plant seeds. Drop pompoms into cups.

RHYTHM PATTERNS Orange Grove

★ CA 4 DRAMA

Follow directions by moving with the words and music.

STICKER ART Find the Fruit

PD 2 FINE MOTOR

Put stickers on matching pictures.

LESSON
5

ACTIVE LISTENING Sharing Scarves

SED 3 ATTENTION & PERSISTENCE

Increase attention span by holding a scarf while listening to stories. Swap scarves and share them with a friend after each page.

LIFE SKILLS Feed the Bunny

PD 4 PERSONAL CARE

Use a spoon to fill sorting cups with pompoms.

GROUP DANCE Banana Boogie


SED 4 SOCIAL RELATIONSHIPS

Take turns being the movement leader during the song.

DRAMATIC PLAY Plum Pie

★ SED 1 SELF-AWARENESS

Make a plum pie, recite a poem and open a pretend pie shop.



FAMILY NEWSLETTER

OUR WEEK WITH

Johnny


experience
toddler



TOGETHER

TIME

This week, let's read books about apples. Find this one at your library or on YouTube:



Apple Farmer Annie
by Monica Wellington

Sharing Is Sweet

What?


In the story of the week, Johnny Appleseed plants trees to share apples with many people. Draw pictures to share with neighbors this week.

How?

After dinner, invite your child to draw a picture for a neighbor. Then visit the neighbor with your child and encourage them to give the picture as a gift.

Why?

This activity supports generosity and social skills. Your child will see the joy of giving and you can remind them of this experience when they need help sharing.





Johnny Calendar



experience
toddler

language & literacy

math & reasoning

music & movement

art & drama

LESSON 1

BOOK DISCOVERY Johnny's Story

LLD 5 CONCEPTS OF PRINT

Explore the book and how to hold it right-side up. Use the pictures as clues to what is happening in the story.

LIFE SKILLS Picking Fruit Shapes

★ SED 3 ATTENTION & PERSISTENCE

Pick a shape, identify it and put it in the matching shape basket.

SOUNDS & SIGNS Letter E Song

CA 2 DANCE & MOVEMENT

Listen for the letter E and stomp around the Letter Card like elephants.

STICKER ART Johnny Stickers

PD 2 FINE MOTOR

Decorate a Story Scene with stickers.

LESSON 2

PICTURES & LETTERS E Strips

LLD 7 WRITING

Use four strips of paper and construct a letter E.

NUMBER PLAY Apple Sort & Count

MR 6 CLASSIFICATION

Sort the pompoms by color by using tweezers to pick them up and put them in the tree trunk.

GROUP DANCE Hold Up Red

LLD 1 LISTENING

Listen for the color word(s) as the song plays and hold up a foam shape.

DRAMATIC PLAY Johnny Appleseed Puppet

★ CA 4 DRAMA

Make a Johnny Appleseed Puppet and ask Johnny questions.

LESSON 3

STORY PLAY I Plant Trees

LLD 2 COMMUNICATION

Make conversation between the Story Pieces and child photos to role-play being in the story and planting seeds.

MEASURE WITH ME Bug Hunt

★ MR 7 LOGIC & REASONING

Hunt for bugs and draw pictures to share.

CREATIVE MOVEMENT Tree Pose

SED 2 SELF-REGULATION

Make the tree pose while listening to the song. Follow other movement prompts in the song.

COLLAGING Picnic Blanket

MR 3 SHAPES

Collage square shapes to create a picnic blanket.



LESSON 4

ACTIVE LISTENING What's in Your Tree?

★ SED 4 SOCIAL RELATIONSHIPS

Identify letter sounds and play a board game.

SENSORY PLAY Five Little Elephants

LLD 4 ALPHABETIC KNOWLEDGE

Play with dough on a mat and form the letter E or count five dough pieces.

COORDINATION Planting on the Path

PD 1 GROSS MOTOR

Bend over and place pompoms or foam shapes on a line while dancing along it.

PAINTING Apple Prints

CA 3 VISUAL ARTS

Make palm print apple art.

LESSON 5

COMMUNICATION Share & Tree

LLD 1 LISTENING

Practice sign language and talk about the importance of sharing.

SORTING & SHAPES Hidden Food

★ MR 2 SPATIAL AWARENESS

Use blocks to build hiding spots for "food," like squirrels.

RHYTHM PATTERNS Apple Beat

CA 1 MUSIC

Make music with friends by tapping together with sticks or spoons on one box.

COLORING Letter E Coloring

PD 2 FINE MOTOR

Trace over the letter E and explore words that begin with the /e/ sound.

