



# FAMILY NEWSLETTER




OUR WEEK WITH

# Mouse's Missing Mystery



## TOGETHER TIME

**This week**, let's read books about losing things and finding them again. Find this one at your library or on YouTube:



**Corduroy Lost and Found**  
by B.G. Hennessy

## Hide 'n Seek Keys

### What?

In the story of the week, Mouse loses a manuscript that he is writing. He looks everywhere trying to solve the mystery.

Hide your keys and encourage your child to help you find them.

### How?

Hide your keys and give your child clues as to where they might be. Clue 1: They are in the kitchen. Clue 2: Next to something we eat for breakfast.

### Why?

This activity builds attention span and persistence to keep working toward a goal. When you notice your child getting frustrated, give a more obvious clue but continue to encourage them not to give up the hunt.





# Mouse's Missing Mystery Calendar



experience  
**toddler**

## language & literacy

## math & reasoning

## music & movement

## art & drama

### LESSON 1

#### BOOK DISCOVERY Color Treasure

LLD 5 CONCEPTS OF PRINT

Explore the books. Practice turning pages from front to back. Look for a named letter or picture.

#### SORTING & SHAPES Lost Keys

★ MR 1 NUMBER SENSE

Count keys and identify numbers.

#### CREATIVE MOVEMENT Paper Dragon

LLD 2 COMMUNICATION

Make a paper dragon, then follow verbal prompts during a game of follow the leader.

#### DRAMATIC PLAY Mouse Puppet

CA 4 DRAMA

Make a Forest Friends stick puppet. Pretend to go on a mystery hunt together.

### LESSON 2

#### STORY PLAY Where Is Mouse?

LLD 6 READING COMPREHENSION

Identify the pictures in a story. Hold a Story Piece and look for it in the book.

#### MEASURE WITH ME Cozy Chairs

★ SS 4 HISTORY & SENSE OF TIME

Talk about a story and build a cozy reading spot.

#### COORDINATION Work & Hammer

SED 3 ATTENTION & PERSISTENCE

Listen to a song and practice singing words.

#### STICKER ART Find the Mouse Sticker

PD 4 PERSONAL CARE

Name body parts while applying stickers on hands, feet and other parts.

### LESSON 3

#### COMMUNICATION Missing M

LLD 4 ALPHABETIC KNOWLEDGE

Look for the letter M in Mouse's Missing Mystery.

#### SENSORY PLAY Letter Press Dough

PD 2 FINE MOTOR

Press letter cookie cutters into dough.

#### GROUP DANCE Drum Box

CA 1 MUSIC

Sit around a box and drum on it together to the music.



#### PAINTING Hamburger Squirt

★ CA 3 VISUAL ARTS

Make a hamburger out of a paper plate and tissue paper.

### LESSON 4

#### PICTURES & LETTERS Writing Shapes

★ LLD 7 WRITING

Roll a cube with the Shape Cards. Draw the shape.

#### LIFE SKILLS Build a Home

MR 2 SPATIAL AWARENESS

Take turns collecting materials cards and pretend to build a house.

#### RHYTHM PATTERN Pass the Puppet

SS 2 CIVICS & ECONOMICS

Take turns passing around a puppet while the song plays. Practice sharing.

#### COLLAGING Letter Collage

PD 2 FINE MOTOR

Collage tiles onto the first letter of the child's name.

### LESSON 5

#### ACTIVE LISTENING Make a Circle Mouse

LLD 1 LISTENING

Draw a circle in the air each time the word "mouse" is read aloud.

#### NUMBER PLAY Patterning with Keys

★ MR 5 PATTERNS

Match key counters to House Pattern Cards.

#### SOUNDS & SIGNS 10 Sticks

MR 1 NUMBER SENSE

Touch a stick for each number sung.

#### COLORING Mystery Pictures

PD 2 FINE MOTOR

Explore looking for and finding hidden pictures.



# FAMILY NEWSLETTER

OUR WEEK WITH

# Home

experience  
**toddler**



**This week**, let's read books about animal homes. Find this one at your library or on YouTube:



**Welcome Home, Bear**  
by Il Sung Na

**TOGETHER**

**TIME**

## Animal Habitat Walk

### What?

In the story of the week, children followed paths to discover different types of homes where animals live.

Go on a walk and discover animal habitats near your home.

### How?

Go for a walk and point out different habitats that you notice. See if you and your child can find a nest, a spider web, a hole in the ground and an ant hill.

### Why?

This activity builds curiosity and awareness of our natural and earth science.





# Home Calendar



## language & literacy

## math & reasoning

## music & movement

## art & drama

### LESSON 1

#### BOOK DISCOVERY

#### Follow the Habitat Path

LLD 5 CONCEPTS OF PRINT

Develop book handling skills by following text from left to right.

#### SORTING & SHAPES

#### Sorting Bunnies

MR 6 CLASSIFICATION

Sort paper bunnies by color and name the colors.

#### GROUP DANCE

#### Color Bands

SED 3 ATTENTION & PERSISTENCE

Wear colored wrist bands and shake wrists with the named color.

#### COLLAGING

#### Beaver Lodge

★ SCI 2 NATURAL & EARTH SCIENCE

Collage wood chips onto paper to make a beaver lodge.



### LESSON 2

#### COMMUNICATION

#### A Path Home

SED 3 ATTENTION & PERSISTENCE

Listen to a story and make the signs for "home" and "path."

#### MEASURE WITH ME

#### Measure with Bunnies

MR 4 MEASUREMENT

Measure objects by counting Bunny Shapes to determine length.

#### CREATIVE MOVEMENT

#### Saw the Wood

CA 2 DANCE & MOVEMENT

Pretend to saw wood to the beat of the song.

#### PAINTING

#### Weave a Web

★ PD 2 FINE MOTOR

Fingerpaint a spider on the plate.

### LESSON 3

#### PICTURES & LETTERS

#### Hidden Animal Hunt

LLD 2 COMMUNICATION

Tell a story about a missing animal that you need to find. Look for it together.

#### SENSORY PLAY

#### Mini Holes

SCI 2 NATURAL & EARTH SCIENCE

Use a straw and poke holes in playdough.

#### COORDINATION

#### Tree Pose

PD 1 GROSS MOTOR

Do Yoga poses to the ABC Song. How long can each child hold the pose?

#### DRAMATIC PLAY

#### Bunny Headband

★ CA 4 DRAMA

Create a bunny headband and hop over shapes.



### LESSON 4

#### STORY PLAY

#### What Goes Together?

★ MR 7 LOGIC & REASONING

Put a Habitat Card across from the animal that lives in it. Walk an animal to its habitat.

#### NUMBER PLAY

#### Counting Dog Bones

MR 1 NUMBER SENSE

Count the numbers of dog bones up to five.

#### RHYTHM PATTERNS

#### Play the Sticks

CA 1 MUSIC

Tap sticks to the rhythm of the music.

#### STICKER ART

#### Sticker Paths

PD 2 FINE MOTOR

Peel off stickers and stick to paper.

### LESSON 5

#### ACTIVE LISTENING

#### Jack & Jill

★ SED 4 SOCIAL RELATIONSHIPS

Chant a rhyme and follow movement prompts.

#### LIFE SKILLS

#### Dusting Cobwebs

SCI 3 PHYSICAL SCIENCE

Explore dusting with a paper towel, feather duster or washcloth.

#### SOUNDS & SIGNS

#### Show Me the Hammer

CA 2 DANCE & MOVEMENT

Sit and listen to music while shaking hands and feet.

#### COLORING

#### Tunnel Maze

LLD 7 WRITING

Strengthen fine motor and crayon control by drawing inside a maze path. Retrace the path in different colors.

# FAMILY NEWSLETTER


OUR WEEK WITH

# There Was an Old Woman

experience  
**toddler**



**This week,** let's read books about shoes. Find this one at your library or on YouTube:



**Pete the Cat: I Love My White Shoes**  
by Eric Litwin

## TOGETHER TIME

### Shoe Notes

#### What?

In the story of the week, an old woman lives in a shoe with her many children.

While playing with your children, peek inside your shoes for secret notes.

#### How?

Gather a bunch of your family's shoes. Draw three different shapes multiple times on paper. Cut out each shape and hide one in each shoe. Children reach into a shoe and pull out the secret paper with the shape. Sort the paper shapes into piles.

#### Why?

This activity builds both shape identification and sorting skills. Math can be hands-on and fun!





# There Was an Old Woman Calendar



experience  
**toddler**

## language & literacy

## math & reasoning

## music & movement

## art & drama

### LESSON 1

#### BOOK DISCOVERY

#### Where Are the Children?

LLD 5 CONCEPTS OF PRINT

Place sticky notes on each page of the book. Lift the flaps and determine if a word or picture is hiding.

#### LIFE SKILLS

#### Chore Chart

★ SED 3 ATTENTION & PERSISTENCE

Pick one chore and practice it all day. Pick a new chore to try for tomorrow.

#### GROUP DANCE

#### Hold Up the Letter

LLD 4 ALPHABETIC KNOWLEDGE

While the song plays, listen for the letter and hold up the matching Alphabet Card.

#### STICKER ART

#### Sticker Shoe

PD 2 FINE MOTOR

Build eye-hand coordination by holding the sticker sheet with one hand and peeling off a sticker with the other/dominant hand.

### LESSON 2

#### STORY PLAY

#### Hello Lady

LLD 2 COMMUNICATION

Make conversations between the Story Pieces and photos of each child to help them imagine being in the story.

#### MEASURE WITH ME

#### Folding Shapes

★ SED 3 ATTENTION & PERSISTENCE

Fold material into different shapes.

#### CREATIVE MOVEMENT

#### Tap Shoes

CA 2 DANCE & MOVEMENT

Tap and count to the song "1, 2, Buckle My Shoe."

#### DRAMATIC PLAY

#### Food Color Toss

PD 1 GROSS MOTOR

Draw a Color Card and toss a cotton ball to the matching color food.

### LESSON 3

#### COMMUNICATION

#### Shoes Sign

LLD 2 COMMUNICATION

Practice signing the word "shoes" each time the word is used in the book.

#### SENSORY PLAY

#### Bread Dough

PD 2 FINE MOTOR

Play with dough and imagine baking bread. Set out small bread loaf pans, if desired.

#### COORDINATION

#### Walking on Laces

PD 1 GROSS MOTOR

Dance and improve balance by walking on a trail of shoelaces.

#### PAINTING

#### My Book

★ LLD 5 CONCEPTS OF PRINT

Color pages, then staple them together to make a little book.



### LESSON 4

#### PICTURES & LETTERS

#### Letter Mouse

LLD 4 ALPHABETIC KNOWLEDGE

Choose a Letter Mouse Card and identify the letter on its shirt.

#### SORTING & SHAPES

#### Clean Up Toys

★ MR 6 CLASSIFICATION

Cut out and match toy colors.

#### RHYTHM PATTERNS

#### Carry the Shoe

CA 1 MUSIC

Take turns carrying the shoe around the pot.

#### COLLAGING

#### Shoe Shape

PD 2 FINE MOTOR

Create a collage by gluing pieces to a paper shoe.

### LESSON 5

#### ACTIVE LISTENING

#### Shoe Touch & Listen

SED 3 ATTENTION & PERSISTENCE

Increase attention span while listening to stories and holding a shoe.

#### NUMBER PLAY

#### Counting Children Cups

MR 1 NUMBER SENSE

Count the spoons in each cup.

#### SOUNDS & SIGNS

#### Goodbye

★ CA 2 DANCE & MOVEMENT

Listen for the words "shoes" and "sticks." Sign the words to the music.

#### COLORING

#### Shoe Tracing

PD 2 FINE MOTOR


Explore tracing around a shoe.

# FAMILY NEWSLETTER


OUR WEEK WITH

# Goldilocks

experience  
**toddler**



**This week**, let's read about Goldilocks and the Three Bears. Find this one at your library or on YouTube:



**Goldilocks and the Three Bears**  
by Parragon Books

**TOGETHER**

**TIME**

## Cleaning Helper

### What?

In the story of the week, we read a new version of *Goldilocks and the Three Bears*. Goldilocks loses her favorite stuffed bear in her messy room and dreams about finding it.

Give your child a special cleaning job to do with you this week.

### How?

Dusting shelves, folding towels or picking up toys are great jobs for young children. Be sure to do the job with your child and celebrate their participation even if you have to redo the work later.

### Why?

This activity helps your child see that they can contribute to the care of their environment. It will help them increase confidence in their potential and connection to the family community.



# Goldilocks Calendar

experience  
**toddler**

## language & literacy

## math & reasoning

## music & movement

## art & drama

### LESSON 1

#### BOOK DISCOVERY Goldilocks Book Look

LLD 5 CONCEPTS OF PRINT

Explore the book and how to hold it right-side up. Use picture clues in the story.

#### SENSORY PLAY B Mat

PD 2 FINE MOTOR

Make playdough balls to put on the mat and fill in the letter B area.

#### GROUP DANCE ABC Song

LLD 3 PHONOLOGICAL AWARENESS

Explore singing while looking in a mirror.

#### PAINTING House Painting

★ CA 3 VISUAL ARTS

Paint a paper house with a paintbrush.

### LESSON 2

#### COMMUNICATION I Spy a Home

★ LLD 2 COMMUNICATION

Look at a poster and point at different animals' homes.

#### MEASURE WITH ME From Smallest to Biggest

MR 4 MEASUREMENT

Match the little bear with the little bed, chair and bowl.

#### CREATIVE MOVEMENT Porridge Dance

CA 2 DANCE & MOVEMENT

Dance in personal space without stepping beyond.

#### COLORING 1-2-3 Bears

PD 3 FINE MOTOR

Color the bears and trace over numerals 1-3.

### LESSON 3

#### STORY PLAY Sign Big Bear

LLD 2 COMMUNICATION

Use big words while making the "big" sign. Explore how tone of voice communicates meaning.

#### SORTING & SHAPES Shape Matching RV

★ MR 3 SHAPES

Practice making shape matches.

#### COORDINATION Looby Loo

PD 2 GROSS MOTOR

Build eye-hand coordination by picking up, tossing and catching scarves while music plays.

#### STICKER ART Goldilocks Scene

PD 2 FINE MOTOR

Use visual scanning to identify a specific sticker.

### LESSON 4

#### ACTIVE LISTENING Goldilocks in a Boat

★ LLD 1 LISTENING

Add Story Pieces to a boat and practice spatial awareness.

#### LIFE SKILLS Don't Sink the Boat

MR 7 LOGIC & REASONING

Experiment with items that sink or float.

#### RHYTHM PATTERNS Tinkle Sound

CA 2 DANCE & MOVEMENT

Wiggle fingers down from the sky whenever singing "tinkle."

#### COLLAGING Bear Puppet

CA 3 VISUAL ARTS

Make a bear puppet and play hide and seek.

### LESSON 5

#### PICTURES & LETTERS Table Drawing

LLD 7 WRITING

Draw or scribble the story while listening to a read-aloud.

#### NUMBER PLAY Broken Pieces

MR 2 SPATIAL AWARENESS

Cut apart, then assemble the puzzles.

#### SOUNDS & SIGNS Pour Into Colors

LLD 1 LISTENING

Name a color before the song plays and pretend to pour tea into that color cup.

#### DRAMATIC PLAY Castle Crown

★ CA 4 DRAMA

Assemble a paper crown and pretend to be royalty.

