



# FAMILY NEWSLETTER


OUR WEEK WITH

# Pond Party



## TOGETHER TIME

**This week**, let's read books about friendship and ponds. Find this one at your library or on YouTube:



**In the Small, Small Pond**  
by Denise Fleming

## Include Everyone

### What?

In the story of the week, *Pond Party*, the Forest Friends escape from the hot summer sun. This story helps children think about including everyone and sharing space. This week, practice including everyone by role-playing with stuffed animals.

### How?

Gather three or four stuffed animals and have a tea party. Make sure every stuffed animal has a cup and plate. Talk about why we include everyone when we play.

### Why?

This activity helps children build empathy and friendship skills.



# Pond Party Calendar

experience  
**toddler**

## language & literacy

## math & reasoning

## music & movement

## art & drama

### LESSON 1

#### BOOK DISCOVERY

#### Pond Party

LLD 6 READING COMPREHENSION

Pretend to read books. Practice turning pages from front to back. Name a picture and find it in the book.

#### NUMBER PLAY

#### Five Little Ducks

MR 1 NUMBER SENSE

Recite a counting rhyme and count ducks.

#### COORDINATION

#### Where Are Friends?

LLD 1 LISTENING

Listen for specific key words and react to the verbal prompt.

#### DRAMATIC PLAY

#### Rain Boot Designs

★ MR 2 SPATIAL AWARENESS

Design and collage on a rain boot.

### LESSON 2

#### STORY PLAY

#### You're Invited!

LLD 6 READING COMPREHENSION

Identify the characters in a story. Hold a character Story Piece and look for it in the book.

#### SORTING & SHAPES

#### Who Is at the Pond?

★ LLD 6 READING COMPREHENSION

Select a Pond Card and put the same animals on the Pond Play Mat.

#### GROUP DANCE

#### Dance Across the Pond

CA 1 MUSIC

Listen and move to a song. Explore tiptoeing across a parachute "pond."

#### COLORING

#### Pond Coloring

LLD 7 WRITING

Strengthen fine motor control by tracing the letter P.

### LESSON 3

#### ACTIVE LISTENING

#### Hot & Swim

SED 3 ATTENTION & PERSISTENCE

Listen to a read-aloud and practice signing words.

#### MEASURE WITH ME

#### Flying Ducks

MR 4 MEASUREMENT

Explore measuring distance by tossing toy ducks and seeing which flies the farthest.

#### RHYTHM PATTERNS

#### Listen & Wave

LLD 1 LISTENING

Listen for a specific word and respond by waving a scarf.

#### PAINTING

#### Dripping Art

★ PD 2 FINE MOTOR

Drip water with an eyedropper to make raindrops on the umbrella.



### LESSON 4

#### PICTURES & LETTERS

#### I Wash

★ LLD 3 PHONOLOGICAL AWARENESS

Read the I Can Read book together and identify letters.

#### LIFE SKILLS

#### Washing Bears

PD 4 PERSONAL CARE

Explore bubbles, water and washing bear counters.

#### SOUNDS & SIGNS

#### Turtle Dance

CA 2 DANCE & MOVEMENT

Dance freely in a personal space.

#### STICKER ART

#### Pond Party Stickers

LLD 2 COMMUNICATION

Draw a pond and put a sticker on it.

### LESSON 5

#### COMMUNICATION

#### Pond Directions

LLD 1 LISTENING

Listen and follow the directions for how to move around the pond.

#### SENSORY PLAY

#### Rock Pond

PD 2 FINE MOTOR

Make a playdough pond and put rocks around the edge.

#### CREATIVE MOVEMENT

#### Five Ducks Dance

CA 2 DANCE & MOVEMENT

Pretend to be ducks while dancing to a song.

#### COLLAGING

#### Pond Collage

★ CA 3 VISUAL ARTS

Create a pond collage with torn paper. Be inspired by Monet.



# FAMILY NEWSLETTER

OUR WEEK WITH

# Squirrel's Adventure

experience  
**toddler**



TOGETHER

TIME

## Dig for Seeds

### What?

This week, your child learned about squirrels and seeds. Cut up fruit and play with the seeds.

### How?

Buy fruit with seeds from the grocery store (or go outside and find seeds in plants). Put the fruit on a tray and encourage your child to dig out the seeds.

### Why?

This activity helps your child learn about biology and how things grow. It also builds eye-hand coordination as they use their fingers to pick up the small seeds.



**This week**, let's read books about acorns and seeds. Keep learning and find this book at your library or on YouTube:



### Little Acorn

by Melanie Joyce



# Squirrel's Adventure Calendar



experience **toddler**

## language & literacy

## math & reasoning

## music & movement

## art & drama

### LESSON 1

#### ACTIVE LISTENING

#### Love & Water

LLD 2 COMMUNICATION

Create a love collage, listen to a story and make the signs for "love" and "water."

#### MEASURE WITH ME

#### Nature Sizes

MR 4 MEASUREMENT

Explore concepts of big-bigger-biggest by putting the cards in order.

#### CREATIVE MOVEMENT

#### Miss Muffet Visitors

CA 2 DANCE & MOVEMENT

Follow movement prompts while listening to a song.

#### PAINTING

#### Hedgehog Painting

★ PD 2 FINE MOTOR

Stamp with a fork to make a hedgehog.

### LESSON 2

#### BOOK DISCOVERY

#### Squirrel's Adventure

LLD 5 CONCEPTS OF PRINT

Develop book-handling skills by following text from left to right.

#### SENSORY PLAY

#### Dirt Pictures

★ MR 6 CLASSIFICATION

Sort nature items and create designs in dirt.

#### GROUP DANCE

#### Tiptoe, Tiptoe

PD 1 GROSS MOTOR

Walk while holding hands and practice stopping/going.

#### DRAMATIC PLAY

#### My Squirrel

LLD 1 LISTENING

Make a squirrel puppet with a paper cup.

### LESSON 3

#### STORY PLAY

#### Hello, Squirrel!

LLD 6 READING COMPREHENSION

Listen actively and hold up the Story Piece when a character is named during a read-aloud.

#### SORTING & SHAPES

#### A-Hiking We Will Go

★ MR 5 PATTERNS

Match bears to the colors on Pattern Cards.

#### SOUNDS & SIGNS

#### Build a Pattern

CA 2 DANCE & MOVEMENT

Listen to a song and make up movements for each character.

#### COLLAGING

#### Nature Collage

MR 2 SPATIAL AWARENESS

Arrange a variety of nature items on the paper to create a collage.



### LESSON 4

#### PICTURES & LETTERS

#### S Is for Squirrel

LLD 7 WRITING

Practice identifying the letter S and its sound.

#### LIFE SKILLS

#### Would You Rather?

★ SS 2 CIVICS & ECONOMICS

Express preferences in a game of Would You Rather?

#### RHYTHM PATTERNS

#### Down by the Bay

CA 2 DANCE & MOVEMENT


Dance expressively to the music.

#### COLORING

#### Squirrel S Maze

LLD 7 WRITING

Strengthen fine motor by tracing the letter S and drawing inside of a maze path.



### LESSON 5

#### COMMUNICATION

#### Peekaboo Squirrel

LLD 2 COMMUNICATION

Peek under sticky notes placed in the book to find the squirrel.

#### NUMBER PLAY

#### Hiding Acorns

★ MR 3 SHAPES

Spin and find matching acorns by color and/or shape.

#### COORDINATION

#### I'm a Little Turtle

CA 2 DANCE & MOVEMENT

Pretend to be turtles while listening to a song.

#### STICKER ART

#### Match the Nature Stickers

PD 2 FINE MOTOR

Use visual scanning to identify and match a specific named sticker.

# FAMILY NEWSLETTER

OUR WEEK WITH

# Here Is the Beehive

experience  
**toddler**



**This week**, let's read books about bees. Find this hide-and-seek book at your library or on YouTube:



**The Beeman**  
by Laurie Krebs

## TOGETHER TIME

### Count Snacks

#### What?

In the story of the week at school, *Here is the Beehive*, your child counted bees. Play counting games while eating at home this week.

#### How?

Pick a number between one and five. Put that many of each food item on your child's plate. Then count each item before eating.

#### Why?

Touching one item at a time while counting helps your child make the connection between quantity and number. Learning in daily routines such as mealtime is fun and natural for your child.





# Here Is the Beehive Calendar

experience  
**toddler**

## language & literacy

### ACTIVE LISTENING Beehive Hand

LLD 1 LISTENING

Use movement to act out a poem.

## math & reasoning

### MEASURE WITH ME Bee Toss

MR 4 MEASUREMENT

Explore near and far by tossing bee pompoms.

## music & movement

### CREATIVE MOVEMENT Float & Catch

★ SCI 3 PHYSICAL SCIENCE

Toss lightweight items onto blocks and investigate how they float.



## art & drama

### DRAMATIC PLAY Bee Headband

CA 4 DRAMA

Make a bee headband, then buzz around.

LESSON  
**1**

LESSON  
**2**

### BOOK DISCOVERY Here Is the Beehive

LLD 5 CONCEPTS OF PRINT

Place a sticky note on each book page.

### LIFE SKILLS Honey in Hive

SCI 2 NATURAL & EARTH SCIENCE

Use tweezers to put bees into a beehive.

### SOUNDS & SIGNS A-Hiking We Will Go

LLD 2 COMMUNICATION

March along to a song and practice signing the word "go."

### COLLAGING Bee Disc

★ MR 4 MEASUREMENT

Use two paper plates stapled together to make a flying disc.

LESSON  
**3**

### PICTURES & LETTERS B Is for Bee

LLD 2 COMMUNICATION

Put bees on the Letter B Card.

### SORTING & SHAPES Nature Matching

★ MR 6 CLASSIFICATION

Find two matching Nature Cards.

### RHYTHM PATTERNS Clap Happy

CA 1 MUSIC

Move and clap along with the words and music.

### COLORING Beehive B Coloring

PD 2 FINE MOTOR

Explore coloring the bees, flowers and letter B while lying on tummy.



LESSON  
**4**

### COMMUNICATION Buzzing Around B

LLD 2 COMMUNICATION

Put a Letter Card B on the floor and move around it like bees while signing the word for bee.

### NUMBER PLAY Buzz to the Beehive

★ MR 3 SHAPES

Explore tossing pompoms onto shapes.

### COORDINATION Wiggle Fingers

PD 2 FINE MOTOR

Wiggle fingers or other body parts during a song.

### PAINTING Bubble Wrap Beehive

CA 3 VISUAL ARTS

Stamp a beehive with bubble wrap.

LESSON  
**5**

### STORY PLAY Listen & Color

★ LLD 1 LISTENING

Explore color mixing and following instructions.

### SENSORY PLAY Beehive Counting

PD 2 FINE MOTOR

Make bees with playdough and put them on the Counting Mats.

### GROUP DANCE Bee Theme

CA 2 DANCE & MOVEMENT

Move along a path while a song plays. Step over obstacles.

### STICKER ART Bee Stickers

PD 2 FINE MOTOR

Build eye-hand coordination by holding the sticker sheet with one hand and peeling off a sticker with the other/dominant hand.




# FAMILY NEWSLETTER


OUR WEEK WITH

## Get Close to Nature!

experience  
**toddler**



**TOGETHER**  
**TIME**



### Find Textures

#### What?

In the story of the week at school, *Get Close to Nature!*, your child learned about different patterns and textures in nature. Feel textures outdoors.

#### How?

Go for a walk and touch something rough (like tree bark). Then hunt for something smooth.

#### Why?

This activity supports science inquiry and sensory exploration.



**The Tiny Seed**  
by Eric Carle



# Get Close to Nature! Calendar



experience  
**toddler**

## language & literacy

## math & reasoning

## music & movement

## art & drama

### LESSON 1

#### STORY PLAY What Do You See?

SED 1 SELF-AWARENESS

Make conversation between the Story Pieces and child photos to role-play being in the story.

#### MEASURE WITH ME Bear Color Blocks

MR 1 NUMBER SENSE

Explore more and less by playing a game with bear counters.

#### CREATIVE MOVEMENT Rock The Plank

PD 1 GROSS MOTOR

Listen to a song and hold the plank pose during one verse.

#### DRAMATIC PLAY Koala Puppet

★ PD 2 FINE MOTOR

Create a koala hand puppet.

### LESSON 2

#### BOOK DISCOVERY Get Close to Nature!

LLD 5 CONCEPTS OF PRINT

Explore the book and how to hold it right-side up. Use the pictures as clues to what is happening in the story.

#### SORTING & SHAPES Tree Shapes

★ MR 3 SHAPES

Identify shapes and put matching shapes on a Tree Mat.

#### SOUNDS & SIGNS Pass the Watermelon

PD 1 GROSS MOTOR

Practice gross motor control by passing a watermelon down the line.

#### STICKER ART Nature Stickers

PD 2 FINE MOTOR

Practice the pincer grip by peeling off stickers and pressing them onto a sheet.

### LESSON 3

#### ACTIVE LISTENING Listen to Nature!

LLD 1 LISTENING

Look and guess what nature items are pictured in the book.

#### LIFE SKILLS Stirring Nature Soup

SCI 2 NATURAL & EARTH SCIENCE

Gather nature items and add them to a bowl of water. Explore stirring and mixing.

#### COORDINATION Turtle & Me

SED 3 ATTENTION & PERSISTENCE

Listen to a song and practice signing words.

#### PAINTING Painting Trees

★ CA 3 VISUAL ARTS

Paint over masking tape stripes, then remove the tape to reveal tree trunks.



### LESSON 4

#### COMMUNICATION Nature Names

LLD 4 ALPHABETIC KNOWLEDGE

Use a stick to point at letters in a name.

#### SENSORY PLAY Counting Twigs

★ MR 1 NUMBER SENSE

Put sticks in playdough and plant trees.

#### RHYTHM PATTERNS Tiptoe Circle

PD 1 GROSS MOTOR

Dance as a group and make a big circle, then a small one.

#### PAINTING Wooden Picture Frame

MR 3 SHAPES

Create and decorate a wooden picture frame.

### LESSON 5

#### PICTURES & LETTERS T Is for Tree

LLD 4 ALPHABETIC KNOWLEDGE

Tiptoe on the letter T.

#### NUMBER PLAY Tree Bingo

★ SED 2 SELF-REGULATION

Explore playing Bingo and practicing yoga poses.

#### GROUP DANCE Be Miss Muffet

CA 2 DANCE & MOVEMENT

Listen to a song, imitate movements and role-play the story.

#### COLORING Nature Colors

PD 2 FINE MOTOR

Assemble and design a picture frame.

