



FAMILY NEWSLETTER

OUR WEEK WITH

Bunny's New Toy

experience
toddler

TOGETHER

TIME

No Distractions

What?


In the story of the week at school, a little bunny is so distracted by her new toy that she ignores her friend. This week, be sure to model how to show respect by paying attention to friends and family when they are talking.

How?

Each time you eat dinner, put away all mobile devices and explain that you want to pay full attention to everyone at the table.

Why?

This activity demonstrates and reinforces how we can be good listeners and care for each other.



Just My Friend and Me
by Mercer Mayer





Bunny's New Toy Calendar

experience
toddler



LESSON 1

language & literacy

COMMUNICATION Under the Dirt

★ LLD 3 PHONOLOGICAL AWARENESS

Play a phonics game by finding matching images covered in dirt.

math & reasoning

MEASURE WITH ME Bunny Hops

MR 4 MEASUREMENT

Explore height by jumping over blocks.

music & movement

COORDINATION Roll & Share

PD 1 GROSS MOTOR

Roll a ball back and forth.
Practice sharing.

art & drama

COLLAGING Nature Collage

CA 3 VISUAL ARTS

Decorate a paper with nature items, then cut it into the shape of a diamond.

LESSON 2

BOOK DISCOVERY Read to a Toy

LLD 5 CONCEPTS OF PRINT

Pretend to read books. Practice turning pages from front to back.

NUMBER PLAY Build a Scarecrow

★ MR 2 SPATIAL AWARENESS

Assemble scarecrow puzzles.

GROUP DANCE Pass the Toy

SED 3 ATTENTION & PERSISTENCE

Sit in a circle and practice passing a toy around the circle while the music plays.

COLORING Y Is for Yam

LLD 3 PHONOLOGICAL AWARENESS

Color a yam, trace over the letter Y and practice the /y/ sound.

LESSON 3

ACTIVE LISTENING Bunny and Bee

SED 3 ATTENTION & PERSISTENCE

Listen to a read-aloud and practice signing the words "bunny" and "bee" as a team.

SENSORY PLAY Pattern Dough Garden

MR 5 PATTERNS

Cover a mat with dough pieces to plant patterns in the garden.

RHYTHM PATTERNS Sweet Potato Pound

CA 1 MUSIC

Tap a beat with sweet potatoes during a song.

DRAMATIC PLAY Rabbit Mask

★ SED 1 SELF-AWARENESS

Design a rabbit mask, then hop around like bunnies.



LESSON 4

PICTURES & LETTERS Pulling Letter Y

LLD 4 ALPHABETIC KNOWLEDGE

Play follow the leader and practice the /y/ sound.

SORTING & SHAPES Animals in the Garden

★ MR 5 PATTERNS

Talk about the repeating color pattern on the Game Board. Then roll and match colors.

SOUNDS & SIGNS Letter Y Song

CA 2 DANCE & MOVEMENT

Listen for the letter Y and dance around the Letter Card like little yaks.

PAINTING Pink Diamond

CA 3 VISUAL ARTS

Paint pink on a diamond. Identify the shape and color.

LESSON 5

STORY PLAY Where Is Bunny?

LLD 6 READING COMPREHENSION

Identify the characters in a story. Hold a character Story Piece and look for it in the book.

LIFE SKILLS Design a Beehive

★ SCI 4 TECHNOLOGY

Pretend pompoms are honey bees and deliver them to an egg carton hive.

CREATIVE MOVEMENT Flower Garden Dance

CA 2 DANCE & MOVEMENT

Dance in personal space on a towel.

STICKER ART Forest Friend on Me

PD 4 PERSONAL CARE

Name body parts while applying stickers on hands, feet and other parts.



FAMILY NEWSLETTER


OUR WEEK WITH

Garden Treasures

experience
toddler



This week, let's read books about the vegetables. Find this one at your library or on YouTube:



Eating the Alphabet
by Lois Ehlert

TOGETHER

TIME

Touching Purple

What?


In the story of the week, your child learned about many different vegetables. We also learned about the color purple. Look for vegetables and fruits at the grocery store and name the colors.

How?

When you go to the store, invite your child to hunt for the color purple. Start in the produce section.

Why?

It is important that your child discovers simple concepts (for example, colors or shapes) in their natural environment. This helps them apply abstract ideas to tangible knowledge.





Garden Treasures Calendar



experience
toddler

language & literacy

math & reasoning

music & movement

art & drama

LESSON 1

MEASURE WITH ME

Take a Bite!

★ PD 4 PERSONAL CARE

Talk about nutrition from carrots.
Explore big and small by comparing
the size of carrots.

LIFE SKILLS

Washing Potatoes

SCI 2 NATURAL & EARTH SCIENCE

Explore washing potatoes with
scrub brushes.

COORDINATION

Balance Together

CA 2 DANCE & MOVEMENT

Listen for the word "together" and walk
closer together.

COLORING

Mole Maze

LID 7 WRITING

Strengthen fine motor and pencil control by
drawing paths to letters F and Y.

LESSON 2

BOOK DISCOVERY

Vegetable Paths

LID 5 CONCEPTS OF PRINT

Develop book handling skills by following text
from left to right.

SORTING & SHAPES

Produce Patterns

★ MR 5 PATTERNS

Create patterns with produce cards.

GROUP DANCE

Dance to Purple

PD 1 GROSS MOTOR

Dance with a partner. Hold hands and move
together to colored pink and purple papers on
different walls.

DRAMATIC PLAY

Carrot Puppet

CA 4 DRAMA

Make a carrot puppet
and play peekaboo.



LESSON 3

COMMUNICATION

What Do You See in the Garden?

SED 3 ATTENTION & PERSISTENCE

Practice sign language, listen to a
song and identify vegetables.

ACTIVE LISTENING

Picking Pink

MR 6 CLASSIFICATION

Pretend to pick produce and pull a named
color link off of the wall.

RHYTHM PATTERNS

Diamond Roots

CA 1 MUSIC

Dance expressively to the music.

COLLAGING

Stone Soup Collage

★ SS 1 CULTURE & COMMUNITY

Read a folktale about Stone Soup,
then make a collage about it.

PICTURES & LETTERS

Veggie Sounds

LID 3 PHONOLOGICAL AWARENESS

Mirror the tones heard in
a read-aloud story.

NUMBER PLAY

Vegetable Shapes

MR 1 NUMBER SENSE

Play a matching game with
vegetable shapes.

CREATIVE MOVEMENT

Jumping Peas

★ CA 2 DANCE & MOVEMENT

Take turns stepping inside a diamond outline as
the music plays.

PAINTING

Hand Flower

CA 3 VISUAL ARTS

Make a handprint and turn it
into a flower.

LESSON 5

STORY PLAY

Shaped Gardens

★ MR 3 SHAPES

Find hidden vegetable Story Pieces and add
them to a specific shaped garden.

SENSORY PLAY

Cutting Carrots

MR 1 NUMBER SENSE

Explore rolling playdough "carrots" and
cutting them with a craft stick.

SOUNDS & SIGNS

Plant a Seed

CA 2 DANCE & MOVEMENT

Listen to lyrics and make up movements
that match.

STICKER ART

Matching Garden Stickers

PD 2 FINE MOTOR

Use visual scanning to identify and match a
specifically named sticker.



FAMILY NEWSLETTER


OUR WEEK WITH

Mary, Mary, Quite Contrary

experience
toddler



This week, let's read books about flowers.
Find this one at your library or on YouTube:



Flower Garden
by Eve Bunting

TOGETHER

TIME

Garden Care

What?

In the story of the week at school, we read a popular rhyme "Mary, Mary, Quite Contrary." Be like Mary and take care of plants outside your home.

How?

Go for a walk and pick one plant, flower or tree. Give it a name with your child. Each day, visit it and pour a cup of water near it.

Why?

This activity builds stewardship for nature and helps children see how they can take care of our earth.





Mary, Mary, Quite Contrary Calendar



experience
toddler

language & literacy

COMMUNICATION

Plants Grow in the Soil

★ **SCI 2** NATURAL & EARTH SCIENCE

Investigate vegetables and sing along to a rhyme.

math & reasoning

SORTING & SHAPES

Flower Garden Match

MR 6 CLASSIFICATION

Match Flower Cards to images on a Flower Mat.

music & movement

COORDINATION

Flower Pose

PD 1 GROSS MOTOR

Do the Yoga pose during the song to improve balance, flexibility and strength.

art & drama

PAINTING

Paint a Worm

CA 3 VISUAL ARTS

Explore painting a Worm Outline with a rubber worm.

LESSON 2

BOOK DISCOVERY

Mary's Garden Treasures

LID 6 READING COMPREHENSION

Place a sticky note on each book page. Lift the flap and determine if a word or picture is hiding under it.

NUMBER PLAY

What's in the Garden?

★ **MR 1** NUMBER SENSE

Look at a poster and count the items.

CREATIVE MOVEMENT

Pea Pod Parade

PD 1 GROSS MOTOR

Play follow the leader while listening to the song.

DRAMATIC PLAY

Sunflower Headband

CA 4 DRAMA

Decorate a headband and pretend to grow like a sunflower.

LESSON 3

ACTIVE LISTENING

Touch a Flower Story

SED 3 ATTENTION & PERSISTENCE

Increase attention span while listening to stories while holding a flower.

MEASURE WITH ME

Not Too Much!

★ **MR 1** NUMBER SENSE

Explore squirting water and reaching a fill line on a container.

SOUNDS & SIGNS

Bend Down & Pull Up

CA 2 DANCE & MOVEMENT


Listen for the words "down" and "up." Sign the words to the music.

COLORING

Color by Number Flowers

PD 2 FINE MOTOR

Color the flowers by number.



LESSON 4

PICTURES & LETTERS

Picking Letter Flowers

LID 4 ALPHABETIC KNOWLEDGE

Go on a treasure hunt for "flowers" and practice /f/ and other letter sounds.

SENSORY PLAY

Link Flowers

MR 6 CLASSIFICATION

Use dough to make flower petals around links.

RHYTHM PATTERNS

Sweet Potato

★ **CA 2** DANCE & MOVEMENT

Dance along to the music and explore movements that go with the lyrics.

COLLAGING

Flower Garden Collage

PD 2 FINE MOTOR

Glue flower petals onto paper to make a flower garden collage.

LESSON 5

STORY PLAY

Where Is Mary?

LID 2 COMMUNICATION

Hide the "Mary" Story Piece under a bowl. Tell a story about why Mary may be hiding.

LIFE SKILLS

Digging for Worms

★ **MR 2** SPATIAL AWARENESS

Explore using a spoon to scoop while digging for pretend worms.

GROUP DANCE

Pink Flower Poke

CA 1 MUSIC

Listen for the word "pink" and pretend to pop pink bubbles.

STICKER ART

How Does Your Garden Grow?

PD 2 FINE MOTOR


Build eye-hand coordination by holding the sticker sheet with one hand and peeling off a sticker with the other/dominant hand.

FAMILY NEWSLETTER


OUR WEEK WITH

Lettuce Turnip the Beet!

experience
toddler



This week, let's read books about finding colors in nature. Find this one at your library or on YouTube:



Planting a Rainbow
by Lois Ehlert

TOGETHER TIME

Hide & Seek

What?

In the story of the week, we read some silly simple jokes about vegetables and fruit. We also investigated the inside of different vegetables. This week, invite your child to help you cook by holding the ingredients.

How?

As you cook, invite your child to stand near you. Invite them to hold the next ingredient to add, then hand it to you when you need it. Talk about the name of the food, shape, color and why it is in your recipe.

Why?

This activity builds vocabulary and communication skills. Plus, children love to be helpers.





Lettuce Turnip the Beet! Calendar



experience
toddler

language & literacy

math & reasoning

music & movement

art & drama

LESSON 1

BOOK DISCOVERY What Do You See?

LLD 5 CONCEPTS OF PRINT

Explore the book and how to hold it right-side up. Identify images.

SORTING & SHAPES Moving Like a Plant

★ CA 2 DANCE & MOVEMENT

Find a paper diamond on the floor and stand on it like it is a seed. Pretend to grow up like a flower.

COORDINATION Pea Pop Pop

PD 1 GROSS MOTOR

Practice gross motor movement by holding the edges of a parachute and rolling balls around on its surface.

DRAMATIC PLAY Growing Grass

SCI 2 NATURAL & EARTH SCIENCE

Plant, water and watch grass grow.

LESSON 2

COMMUNICATION Community of Leaves

★ SS 1 CULTURE & COMMUNITY

Nurture a sense of belonging and community in the group by making leaves with children's names and photos on them.

MEASURE WITH ME Measuring Produce

MR 4 MEASUREMENT

Measure different fruits and veggies with the shape links.

GROUP DANCE Show Pink & Purple

LLD 1 LISTENING

Listen for the color word(s) as the song plays and hold up the matching colored paper.

PAINTING Stamping with Produce

CA 3 VISUAL ARTS

Build fine motor control by stamping halved veggies and fruit on paper.

LESSON 3

ACTIVE LISTENING Pollinating Letter F

★ LLD 4 ALPHABETIC KNOWLEDGE

Cover the letter F card with "pollen" and identify numbers.

LIFE SKILLS Sink or Float Produce

SCI 3 PHYSICAL SCIENCE

Experiment with putting different fruits and vegetables in water to see which sink and which float.

CREATIVE MOVEMENT Lettuce Be Quiet

LLD 2 COMMUNICATION

Listen to a song and practice signing the words "lettuce" and "quiet."

COLLAGING Grape Collage

MR 2 SPATIAL AWARENESS

Strengthen fine motor coordination by picking up and gluing purple circles on a paper to make a grape collage.



LESSON 4

PICTURES & LETTERS Roll the Potato

MR 6 CLASSIFICATION

Look for a picture in a book that matches a Story Piece.

NUMBER PLAY Links on the Number

MR 1 NUMBER SENSE

Identify a number and put a link on that Vegetable Number Card.

RHYTHM PATTERNS Shake the Beet

CA 1 MUSIC

Make a DIY shaker with cut-up pieces of beet in an old water bottle.

COLORING F Is for Flower

★ LLD 3 PHONOLOGICAL AWARENESS

Explore standing and tracing over the letter F and coloring pictures that begin with the letter F.

LESSON 5

STORY PLAY Lettuce Turnip the Beet!

★ LLD 6 READING COMPREHENSION

Use photos of children to say "hello" to story characters.

SENSORY PLAY Weeding the Colors

SCI 4 TECHNOLOGY

Use tongs to remove colored links from dough.

SOUNDS & SIGNS Letter F Song

PD 1 GROSS MOTOR

Listen for the letter /f/ sound and move around the Letter Card like little foxes.

STICKER ART What's on Your Plate?

PD 2 FINE MOTOR

Practice the pincer grip by peeling off stickers to put on a paper plate.