



FAMILY NEWSLETTER

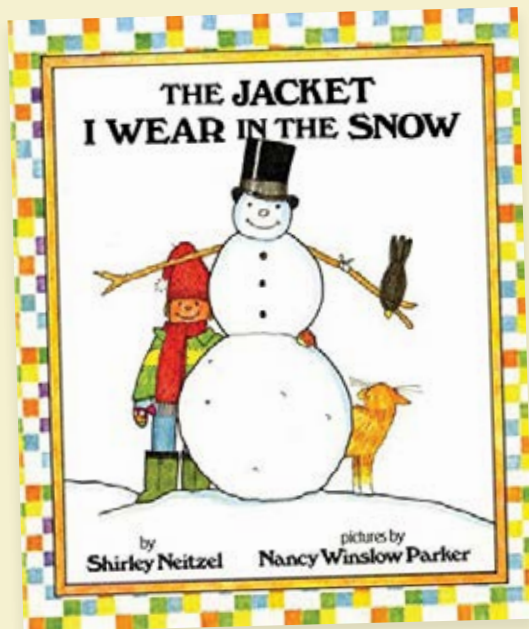
OUR WEEK WITH

A Snowy Day for Owl

experience
toddler

TOGETHER TIME

This week, let's read books about ice and snow. Find this one at your library or on YouTube:



The Jacket I Wear in the Snow
by Shirley Neitzel

Wrap Up Warm

What?

In the story of the week at school, Owl is cold and her friend gives her a scarf. Let's explore wrapping up in blankets to stay warm.

How?

Roll up your child in a blanket, then encourage them to wiggle free from the blanket. Have fun rolling up in blankets.

Why?

This activity encourages gross motor skills and builds problem-solving skills.



A Snowy Day for Owl Calendar



experience
toddler

language & literacy

LESSON 1

ACTIVE LISTENING Draw & Listen

LLD 6 READING COMPREHENSION

Draw or scribble while listening to a read-aloud. Use the drawings to retell what you heard.

math & reasoning

SENSORY PLAY Snow Dough Shapes

MR 3 SHAPES

Explore pressing links into dough to create impressions.

music & movement

CREATIVE MOVEMENT Hiking Up & Down

★ PD 1 GROSS MOTOR

March up and down a masking tape "mountain."

art & drama

DRAMATIC PLAY Owl Puppet

CA 4 DRAMA

Make an owl puppet, then play peekaboo with the puppet while moving it around the room.

LESSON 2

BOOK DISCOVERY Read to Owl

LLD 5 CONCEPTS OF PRINT

Pretend to read books. Practice turning pages from front to back.

LIFE SKILLS Timber!

★ PD 3 SAFETY

Explore stacking blocks and being safe when they tumble down.

GROUP DANCE Syllable Clap

SED 3 ATTENTION & PERSISTENCE

Sit in a circle and practice clapping.

COLLAGING White Snow Tree

CA 3 VISUAL ARTS

Arrange cotton balls on the triangle to create a snowy pine tree.

LESSON 3

COMMUNICATION Where Is the Tiger?

LLD 4 ALPHABETIC KNOWLEDGE

Ask "where" questions while playing hide-and-seek with a Tiger Card and explore the /t/ sound.

MEASURE WITH ME Down the Ramp

MR 4 MEASUREMENT

Explore concepts of distance and ramps.

RHYTHM PATTERNS Speak Truth

CA 1 MUSIC

Tap on a table and wait for the word "honesty." Then walk around the table together until the verse begins again.



PAINTING Van Gogh Painting

★ CA 3 VISUAL ARTS

Paint with cotton swabs and explore pointillism.

LESSON 4

PICTURES & LETTERS Write in Snow

LLD 7 WRITING

Explore making scribbles as a precursor to writing letters.

NUMBER PLAY Counting Owls

MR 1 NUMBER SENSE

Explore quantities by counting the owls in a nest.

SOUNDS & SIGNS Letter T for Tiger

LLD 2 COMMUNICATION

Practice making the "tiger" and "whisper" signs while listening to a song.

COLORING T Is for Top

★ LLD 4 ALPHABETIC KNOWLEDGE

Explore coloring the letter T taped to a wall.

LESSON 5

STORY PLAY Where Is Owl?

LLD 6 READING COMPREHENSION

Identify the characters in a story. Hold a character Story Piece and look for it in the book.

SORTING & SHAPES Winter Pictures

★ LLD 7 WRITING

Sort the Matching Cards and insert into pockets, then make a mark.

COORDINATION Catch a Square

PD 1 GROSS MOTOR

Explore tossing and catching a box while the music plays.

STICKER ART Owl on Me

PD 4 PERSONAL CARE

Name body parts while applying stickers on hands, feet and other parts.



FAMILY NEWSLETTER

OUR WEEK WITH


Penguin's Walk



experience
toddler



This week, let's read books about Arctic animals. Find this one at your library or on YouTube:



Little Polar Bear
by Hans De Beer

TOGETHER

TIME

Snow Ball Catch

What?

In the story of the week, we explored pictures of snow and animals that live in the snow. Let's explore tossing and catching snowballs.

How?

Explore tossing cotton balls and trying to catch them. Pick them up and put them all in a cup.

Why?

Your child will enjoy tossing and catching a soft item. This builds eye-hand coordination.





Follow the Path: Penguin's Walk



experience **toddler**

language & literacy

math & reasoning

music & movement

art & drama

LESSON 1

BOOK DISCOVERY Touch the Path

LLD 5 CONCEPTS OF PRINT

Develop book handling skills by following text from left to right.

SORTING & SHAPES Crystal Building

★ MR 3 SHAPES

Put squares on a Shape Design Mat to build crystal designs.

COORDINATION Dance to the Color

CA 2 DANCE & MOVEMENT

Use listening skills while dancing and touch objects in the room that match the colors named in the song.

DRAMATIC PLAY Polar Bear Mask

CA 4 DRAMA

Make a polar bear mask and pretend to explore an iceberg.

LESSON 2

ACTIVE LISTENING Follow the Penguin

LLD 2 COMMUNICATION

Practice sign language words in a game of follow the leader.

SENSORY PLAY Snow Mat

PD 2 FINE MOTOR

Build a snowman and decorate a Snow Mat with playdough.

GROUP DANCE Hiking on a Square

PD 1 GROSS MOTOR

Dance while following a square path on the floor.

COLLAGING Snowman Names

★ LLD 7 WRITING

Use circles to create a snowman.

LESSON 3

PICTURES & LETTERS Dripping Icicles

★ PD 1 GROSS MOTOR

Mimic dance movements while listening to a song.

MEASURE WITH ME Long Link Trail

MR 4 MEASUREMENT

Explore concepts of length by identifying the longer link trail.

RHYTHM PATTERNS Square Scarf Dance

CA 1 MUSIC

Dance expressively to the music.

COLORING Letter I Coloring

LLD 7 WRITING

Strengthen fine motor and pencil control by tracing the letter I.

LESSON 4

COMMUNICATION Icy Feelings

★ SED 2 SELF-REGULATION

Play a game with the letter I and make different movements depending on the card drawn.

NUMBER PLAY Counting Squares

MR 1 NUMBER SENSE

Count quantities up to four using foam shapes and Number Strips.

CREATIVE MOVEMENT Freeze Dance

PD 1 GROSS MOTOR

Dance until the music pauses, then freeze.

PAINTING Stamping White

CA 3 VISUAL ARTS

Explore painting by stamping white paint on black paper.

LESSON 5

STORY PLAY Wave the Story Piece

LLD 6 READING COMPREHENSION

Listen actively and hold up the Story Piece when a character is named during a read-aloud.

LIFE SKILLS Icy Journal

★ LLD 7 WRITING

Explore putting a coat on and taking it off. Play with zippers and draw a picture of self in winter.

SOUNDS & SIGNS Letter I Song

CA 2 DANCE & MOVEMENT

Listen for the letter I and dance or wiggle around the letter like inchworms.

STICKER ART Arctic Sticker Match

PD 2 FINE MOTOR


Use visual scanning to identify and match a specific named sticker.



Three Little Kittens



This week, let's read books about winter gear. Find this one at your library or on YouTube:



Three Little Kittens
by Paul Galdone



TOGETHER TIME

Hide 'n Seek Mittens

What?

In the story of the week at school, we read about three kittens that lost their mittens. Let's play hide-and-seek with mittens.

How?

Find a few mittens or socks and hide them around the room. Encourage your child to find them, then count them aloud.

Why?

This activity builds perseverance and attention span. By counting the mittens, you are building counting skills.





Three Little Kittens Calendar



experience
toddler

language & literacy

LESSON 1

ACTIVE LISTENING Listen with Mittens

SED 3 ATTENTION & PERSISTENCE

Increase attention span while listening to stories by playing with yarn or mittens.

math & reasoning

MEASURE WITH ME Arctic Gear Designs

★ MR 3 SHAPES

Explore concepts of big and small by playing with big and small squares.

music & movement

COORDINATION Penguin Pose

PD 1 GROSS MOTOR

Do the Yoga pose during the song to improve balance, flexibility and strength.

art & drama

PAINTING Yarn Painting

CA 3 VISUAL ARTS

Explore painting with yarn.

LESSON 2

BOOK DISCOVERY Hidden Kitten

LLD 5 CONCEPTS OF PRINT

Place a sticky note over a kitten or word on each book page. Lift the flap and determine if a word or picture is hiding under it.

LIFE SKILLS Blubber Glove

★ PD 4 PERSONAL CARE

Explore concepts of personal care by examining ways people and animals stay warm.

GROUP DANCE What Color?

LLD 1 LISTENING

Hold a Color Card and stand up during the song when that color is named.

DRAMATIC PLAY Cat Mask

SED 2 SELF-REGULATION

Create a cat mask and explore feelings by being a happy or sad cat.

LESSON 3

COMMUNICATION Mirror Up & Down

LLD 2 COMMUNICATION

Use the signing words and practice them in a mirror.

SENSORY PLAY Inuit Art Sculpture

★ SS 1 CULTURE & COMMUNITY

Control the small muscles in the fingers by rolling and shaping dough.

RHYTHM PATTERNS Draw a Square

LLD 1 LISTENING

Follow directions by outlining squares in the air during a song.

COLLAGING Igloo Square Collage

CA 3 VISUAL ARTS

Explore square shapes and make an igloo collage.



LESSON 4

STORY PLAY Where is the Mitten?

LLD 2 COMMUNICATION

Hide the Story Pieces one at a time under a bowl. Tell a story about why that character may be hiding.

NUMBER PLAY Counting Mittens

MR 1 NUMBER SENSE

Count mittens and place them on Counting Cards.

CREATIVE MOVEMENT This Is the Way We Sled

★ PD 1 GROSS MOTOR

Imagine sledding on a toboggan.

COLORING Mitten Maze

PD 2 FINE MOTOR

Help the cat follow the yarn and complete the maze.

LESSON 5

PICTURES & LETTERS Where's the Polar Bear?

★ LLD 1 LISTENING

Listen and respond to positional prompts for where to put the bear.

SORTING & SHAPES Sorting Yarn

MR 6 CLASSIFICATION

Sort colored yarn and match it to the Color Cats.

SOUNDS & SIGNS Sign Up & Down

CA 2 DANCE & MOVEMENT

Listen for the words "up" and "down." Sign the words to the music.

STICKER ART Kitten Stickers

PD 2 FINE MOTOR

Build eye-hand coordination by holding the sticker sheet with one hand and peeling off a sticker with the other/dominant hand.




FAMILY NEWSLETTER

OUR WEEK WITH



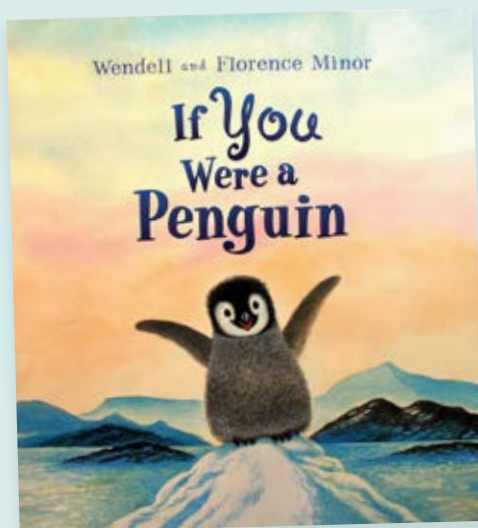
Penry's Great Adventure



TOGETHER

TIME

This week, let's read books about life in the Arctic. Find this one at your library or on YouTube:



If You Were a Penguin
by Florence Minor

Sledding Fun

What?

In the story of the week, a penguin goes on a big adventure around the world. Go on your own adventure around your home with your child.

How?

Invite your child to climb into a laundry basket and pretend it is a sled. Pull them around the room and talk about the colors of the objects you see.

Why?

This activity builds color recognition and vocabulary.





Penry's Great Adventure Calendar



language & literacy

math & reasoning

music & movement

art & drama

LESSON 1

ACTIVE LISTENING Clap for Penry

LLD 1 LISTENING

Clap hands each time the name "Penry" is spoken during a story read-aloud.

SENSORY PLAY Papa Penguin's Eggs

★ LLD 4 ALPHABETIC KNOWLEDGE

Play with dough and roll it into penguin eggs. Put one egg on each penguin.

CREATIVE MOVEMENT High Five for Truth

LLD 1 LISTENING

High-five the traced hand whenever the word "truth" is heard in the song.

DRAMATIC PLAY Penguin Puppet

CA 4 DRAMA

Make a penguin and retell the story of Penry Penguin.

LESSON 2

BOOK DISCOVERY Penry on the Page

LLD 5 CONCEPTS OF PRINT

Explore the book and how to hold it right-side up. Use the pictures as clues to what is happening in the story.

NUMBER PLAY Floating Icebergs

★ SCI 2 NATURAL & EARTH SCIENCE

Explore floating and sinking by putting ice cubes, shape links and plastic lids in water.

GROUP DANCE Go to Colors

LLD 1 LISTENING

Listen for the color word(s) as the song plays and walk to that color on the floor.

COLORING Letter P

PD 2 FINE MOTOR

Explore standing and tracing over the letter P and coloring pictures that begin with the letter P.



LESSON 3

COMMUNICATION Letter P Friends

LLD 4 ALPHABETIC KNOWLEDGE

Explore the /p/ sound while matching the penguins and polar bears to the same color icebergs.

SORTING & SHAPES Arctic Animal Bingo

★ MR 6 CLASSIFICATION

Listen to a word and find the matching pictures on the Bingo Mats.

COORDINATION Square Path

PD 1 GROSS MOTOR

Dance and improve balance by walking heel-to-toe on a masking tape path. Step over toys on the line.

STICKER ART Penry Story Stickers

PD 2 FINE MOTOR

Practice the pincer grip by peeling off stickers and decorating a Story Scene.

LESSON 4

PICTURES & LETTERS Stack a Penry Story

LLD 1 LISTENING

Stack blocks each time a specific name or word is read aloud.

LIFE SKILLS Snowman Tops & Bottoms

MR 2 SPATIAL AWARENESS

Explore matching and sorting tops and bottoms.

RHYTHM PATTERNS Drum the Name

CA 1 MUSIC

Make music with friends by tapping with sticks or spoons on one box together.

PAINTING Snow Leopard

★ MR 2 SPATIAL AWARENESS

Explore spatial awareness by completing the picture.

LESSON 5

STORY PLAY Hello Penry

LLD 2 COMMUNICATION

Make conversation between the Story Pieces and child photos to role-play being in the story.

MEASURE WITH ME Iceberg Big, Iceberg Small

MR 4 MEASUREMENT

Explore big and small sizes by comparing two different-sized icebergs.

SOUNDS & SIGNS Polar Bears and Icicles

LLD 1 LISTENING

Sign "bear" and "icicle" as prompted by a song.

COLLAGING Arctic Fox

★ CA 3 VISUAL ARTS

Strengthen fine motor coordination by tearing a napkin and making a fox-in-snow collage.