


# QUICK PEEK: MATERIALS INTRODUCED THIS WEEK

Many games, projects and art supplies are included in the Daily Lesson Packs and Supply Bags. Use this chart to see which hands-on materials are featured day by day.



Experience Preschool music is exclusively streaming. You can find it on Amazon Music, Apple Music, Spotify, YouTube and in Member Resources and the [brightwheel](#) app.

SEE MEMBER RESOURCES FOR PRINTABLE POSTERS

**STEAM STATIONS**

BOOKS ARE NOT INCLUDED, FIND AT LIBRARY

**RECOMMENDED BOOKS**

		COMMUNITY CHALLENGE	LANGUAGE/LITERACY	MATH AND REASONING	CREATIVE ARTS	MUSIC AND MOVEMENT			
LESSON 1		<b>MAMMALS</b> Mammals are animals that have fur or hair and feed their babies milk. Some mammals carry their babies inside their bodies until they are born, while others, like the platypus, lay eggs.	<b>Baby in the Belly</b> SED 3c Social Relationships SED 1a Self-Awareness	<b>Clap the Parts</b> LLD 3b Phonological Awareness	<b>Mama Pig &amp; Piglets</b> M 1b & M 1c Number Sense 	<b>Kitten Mask</b> ★ CA 4a Drama PD 1 Gross Motor LLD 4 Alphabetic Knowledge 	<b>Baby, Baby</b> CA 2a Dance & Movement PD 1 Gross Motor	<b>Baby Bath Time</b> PD 4a Personal Care CA 4a Drama 	<b>Llama Llama Misses Mama</b> LLD 3a Phonological Awareness LLD 6a Reading Comprehension SED 1d Self-Awareness 
LESSON 2		<b>OVIPAROUS ANIMALS</b> Amphibians, birds, fish and most reptiles are types of animals that lay eggs.	<b>1 Egg, 2 Eggs</b> SED 3c Social Relationships M 1a Number Sense CA 1a Music	<b>Letter Stories: Tt &amp; Oo</b> LLD 4 Alphabetic Knowledge LLD 3c Phonological Awareness 	<b>Animal Locations</b> ★ M 2b Spatial Awareness LLD 1b Listening	<b>Design an Egg</b> CA 3b Visual Arts 	<b>Hatching Egg Dance</b> CA 2b Dance & Movement CA 1b Music	<b>Inside an Egg</b> SCI 1a & SCI 1b Investigation & Inquiry LLD 7b Writing 	<b>What Will Hatch?</b> LLD 2d Communication LLD 6b Reading Comprehension 
LESSON 3		<b>PREPARING A HOME</b> Animals prepare homes to keep their babies safe and cozy. Some dig holes, build nests or carry their babies with them.	<b>What Would You Do?</b> SED 3c Social Relationships LLD 2c & LLD 2d Communication	<b>Baby Animal Syllables</b> LLD 3b Phonological Awareness 	<b>The Seahorse Game</b> M 1c Number Sense SCI 3b Physical Science 	<b>My Little Journal</b> ★ LLD 7a Writing CA 3a Visual Arts SCI 2a Natural & Earth Science 	<b>I Love My Daddy</b> CA 1a Music PD 1 Gross Motor	<b>Feed Me</b> ★ SCI 4 Technology SCI 2a Natural & Earth Science 	<b>Home</b> LLD 5 Concepts of Print LLD 6a & LLD 6b Reading Comprehension 
LESSON 4		<b>WELCOMING BABIES</b> Animals have different ways of welcoming their babies to the world. After babies are born, animal parents protect, feed and teach them new things.	<b>Welcoming Others</b> SED 3c Social Relationships SS 1b Culture & Community	<b>Animal Guests</b> LLD 3c Phonological Awareness LLD 4 Alphabetic Knowledge LLD 7a Writing 	<b>Rubber Band Ovals</b> M 3 Shapes PD 2 Fine Motor 	<b>Welcome Banner</b> CA 4a Drama CA 3a Visual Arts SS 1b Culture & Community 	<b>Happy Birthday Dance</b> CA 2a Dance & Movement SS 1b Culture & Community	<b>Making Mud Cakes</b> M 4a Measurement 	<b>Mister Seahorse</b> LLD 6b Reading Comprehension 
LESSON 5		<b>PLAYFUL BABIES</b> Play helps baby animals learn important skills like running, jumping and climbing.	<b>New Puppy</b> SED 1b Self-Awareness SED 3c Social Relationships	<b>Baby Animal Onset-Rime</b> ★ LLD 3b Phonological Awareness 	<b>Playful Pet Patterns</b> M 5 Patterns 	<b>Fish</b> CA 3b Visual Arts LLD 2a Communication 	<b>Puppy Sticks</b> CA 4a Drama PD 1 Gross Motor	<b>Build Me a Home</b> SCI 2a Natural & Earth Science PD 2 Fine Motor 	<b>Puppy's Visit</b> LLD 6a & LLD 6b Reading Comprehension 

# QUICK PEEK: MATERIALS INTRODUCED THIS WEEK

Many games, projects and art supplies are included in the Daily Lesson Packs and Supply Bags. Use this chart to see which hands-on materials are featured day by day.
































Experience Preschool music is exclusively streaming. You can find it on Amazon Music, Apple Music, Spotify, YouTube and in Member Resources and the [brightwheel](#) app.

SEE MEMBER RESOURCES FOR PRINTABLE POSTERS

**STEAM STATIONS**

BOOKS ARE NOT INCLUDED, FIND AT LIBRARY

**RECOMMENDED BOOKS**


		COMMUNITY CHALLENGE	LANGUAGE/LITERACY	MATH AND REASONING	CREATIVE ARTS	MUSIC AND MOVEMENT			
LESSON 6		<b>GENTLE GRIPS</b> Animals such as dogs, cats and fish carry their babies in their mouths.	<b>Mama Cat Song</b> ATL 1a Attention & Persistence M 1e Number Sense CA 1a Music	<b>Carry the Baby</b> LLD 3c Phonological Awareness LLD 4 Alphabetic Knowledge	<b>Alligator Mouth</b> ★ M 1b & M 1c Number Sense PD 2 Fine Motor 	<b>Fishy Cup</b> M 4a Measurement CA 3a Visual Arts 	<b>Baby Animals Dance</b> CA 2a Dance & Movement CA 4a Drama LLD 1a Listening	<b>Carry Me!</b> PD 3 Safety PD 4b Personal Care PD 1 Gross Motor 	<b>National Geographic Kids: Baby Animals</b> LLD 6a Reading Comprehension 
LESSON 7		<b>BACK RIDES</b> Animals such as chimpanzees, swans and tree frogs carry their babies on their backs.	<b>On My Back</b> SED 3c Social Relationships ATL 1a Attention & Persistence LLD 1a & LLD 1b Listening	<b>Mama Monkey</b> LLD 4 Alphabetic Knowledge 	<b>Back to Back</b> M 3 Shapes 	<b>Tortoise Doll</b> SCI 2a Natural & Earth Science CA 3a Visual Arts 	<b>Tired Babies</b> CA 4a Drama PD 4b Personal Care	<b>Balancing on the Back</b> SED 4a Problem-Solving SCI 3a Physical Science 	<b>Babies on the Go</b> LLD 6a & LLD 6b Reading Comprehension LLD 2d Communication 
LESSON 8		<b>COZY POUCHES</b> Animals such as kangaroos, marsupials and opossums carry their babies in a pouch.	<b>Little Joey</b> SED 3c Social Relationships CA 1a Music CA 2b Dance & Movement	<b>Inside the Pouch</b> LLD 3c Phonological Awareness 	<b>Animal Diagrams</b> M 2a Spatial Awareness 	<b>Kangaroo Pouch</b> ★ CA 4a Drama PD 1 Gross Motor CA 3a Visual Arts 	<b>Baby Joey Hop</b> CA 4a Drama LLD 1a Listening	<b>Feeling Pouches</b> SCI 3b Physical Science 	<b>Animal Babies</b> LLD 6b Reading Comprehension LLD 2d Communication SCI 2a Natural & Earth Science 
LESSON 9		<b>SNUGGLED UP</b> Animals such as otters and manatees carry their babies on their chest.	<b>Manatee in the Sea</b> ★ SS 1a Culture & Community SED 3c Social Relationships	<b>Letter Stories: Nn &amp; li</b> LLD 4 Alphabetic Knowledge LLD 3c Phonological Awareness 	<b>Otter or Manatee?</b> M 1a Number Sense CA 2b Dance & Movement 	<b>Ways to Carry</b> LLD 7a & LLD 7b Writing SS 1a Culture & Community 	<b>Manatee</b> CA 2a Dance & Movement PD 4b Personal Care SED 1a Self-Awareness	<b>Otter Balance</b> SCI 3a Physical Science PD 2 Fine Motor 	<b>The Lion and the Beetle</b> ★ LLD 6a & LLD 6b Reading Comprehension 
LESSON 10		<b>HOLDING ON</b> Animals such as monkeys and gorillas carry their babies in their arms.	<b>Who Would You Hug?</b> SED 1b Self-Awareness SED 3c Social Relationships LLD 2d Communication	<b>Rhyme Memory</b> ★ LLD 3a Phonological Awareness ATL 1a Attention & Persistence 	<b>Carrying Puzzle Pieces</b> M 2a Spatial Awareness PD 2 Gross Motor SED 3c Social Relationships 	<b>Baby Gorilla</b> CA 3b Visual Arts SED 1d Self-Awareness 	<b>Carry Me Dance</b> CA 2a Dance & Movement PD 4b Personal Care SED 1a Self-Awareness	<b>Animals on the Go</b> SCI 2a Natural & Earth Science PD 1 Gross Motor 	<b>Baby on Board: How Animals Carry Their Young</b> LLD 6a & LLD 6b Reading 

# QUICK PEEK: MATERIALS INTRODUCED THIS WEEK

Many games, projects and art supplies are included in the Daily Lesson Packs and Supply Bags. Use this chart to see which hands-on materials are featured day by day.




Experience Preschool music is exclusively streaming. You can find it on Amazon Music, Apple Music, Spotify, YouTube and in Member Resources and the [brightwheel](#) app.



		COMMUNITY CHALLENGE	LANGUAGE/LITERACY	MATH AND REASONING	CREATIVE ARTS	MUSIC AND MOVEMENT	SEE MEMBER RESOURCES FOR PRINTABLE POSTERS	RECOMMENDED BOOKS	
LESSON 11		<b>CAMOUFLAGE</b> Some animals use camouflage to blend into their surroundings. This helps them avoid predators and stay safe. For example, a stick insect looks like a twig, and a snowshoe hare turns white in winter to match the snow.	<b>Camouflage Friends</b> SED 3c Social Relationships PD 3 Safety	<b>Seahorse, Sea-Horse!</b> LLD 3b Phonological Awareness	<b>Thirsty Animals</b> M 4a Measurement 	<b>Camouflage Painting</b> CA 3b Visual Arts 	<b>Growing Up</b> CA 4a Drama SS 4 History & Sense of Time	<b>Rescue Zoo</b> SS 1a Culture & Community CA 4a Drama 	<b>Chameleon's Colors</b> LLD 6b Reading Comprehension SED 1a Self-Awareness 
LESSON 12		<b>STAYING CLOSE</b> Some animals, like herds of elephants or gaggles of geese, like to stay together. Staying close helps animals protect their young.	<b>Five Little Elephants</b> SED 3c Social Relationships M 1e Number Sense	<b>Together and Apart</b> LLD 3b Phonological Awareness 	<b>Elephant Family</b> M 1b Number Sense 	<b>Herd</b> CA 3b Visual Arts SCI 2a Natural & Earth Science 	<b>Close Together</b> ★ CA 1a & CA 1b Music CA 2a Dance & Movement	<b>Herd Stampede</b> SCI 1a Investigation & Inquiry CA 3b Visual Arts 	<b>Come Along, Daisy!</b> LLD 6a & LLD 6b Reading Comprehension 
LESSON 13		<b>WARNING CALLS</b> Some animals make specific noises to warn others of danger. They are usually high frequency sounds, like those that a blackbird makes when it sees a fox.	<b>Warning Sounds</b> ★ SED 3c Social Relationships LLD 1b Listening CA 1a Music	<b>Would You Rather Syllables</b> LLD 3b Phonological Awareness 	<b>Sound Patterns</b> M 5 Patterns 	<b>Color Warning</b> SCI 2a Natural & Earth Science CA 3a Visual Arts 	<b>Help!</b> CA 2a Dance & Movement LLD 1a Listening ATL 1a Attention & Persistence	<b>Animal Noisemakers</b> SCI 2a Natural & Earth Science SCI 3b Physical Science CA 1a Music 	<b>What Do You Do With a Tail Like This?</b> SCI 2a Natural & Earth Science 
LESSON 14		<b>SAFE HOME</b> Animals can make homes safe for their young by building with sturdy materials or by camouflaging the location of their homes.	<b>Home Sweet Home</b> SED 1b Self-Awareness SED 3c Social Relationships SCI 2a Natural & Earth Science	<b>Letter Stories: Ll &amp; Cc</b> LLD 4 Alphabetic Knowledge LLD 3c Phonological Awareness 	<b>Mama &amp; Baby Sorting</b> M 6 Classification 	<b>Feed Baby Bear</b> ★ ATL 2b Flexibility & Play LLD 4 Alphabetic Knowledge 	<b>Safe &amp; Sound</b> PD 1 Gross Motor	<b>Dream Home</b> SED 4a Problem-Solving SCI 3b Physical Science LLD 2a Communication 	<b>Welcome Home, Bear: A Book of Animal Habitats</b> LLD 6b Reading Comprehension SCI 2a Natural & Earth Science 
LESSON 15		<b>PROTECTIVE PARENTS</b> Some animals become aggressive and will attack if they think their babies are in danger.	<b>Hiding Animals</b> SED 4a Problem-Solving SCI 2a Natural & Earth Science	<b>Safe House</b> LLD 3b Phonological Awareness	<b>Mama &amp; Duckling</b> M 2a Spatial Awareness ATL 1b Attention & Persistence 	<b>Mama Duck</b> CA 3b Visual Arts SCI 2a Natural & Earth Science 	<b>Baby Lamb</b> CA 2a Dance & Movement LLD 1a Listening	<b>Protective Places</b> SCI 2b Natural & Earth Science PD 3 Safety SED 4a Problem-Solving 	<b>Bears and Their Cubs</b> LLD 6b Reading Comprehension LLD 5 Concepts of Print LLD 2a Communication 

# QUICK PEEK: MATERIALS INTRODUCED THIS WEEK

Many games, projects and art supplies are included in the Daily Lesson Packs and Supply Bags. Use this chart to see which hands-on materials are featured day by day.



Experience Preschool music is exclusively streaming. You can find it on Amazon Music, Apple Music, Spotify, YouTube and in Member Resources and the [brightwheel](#) app.

SEE MEMBER RESOURCES FOR PRINTABLE POSTERS

**STEAM STATIONS**

BOOKS ARE NOT INCLUDED. FIND AT LIBRARY

**RECOMMENDED BOOKS**

		COMMUNITY CHALLENGE	LANGUAGE/LITERACY	MATH AND REASONING	CREATIVE ARTS	MUSIC AND MOVEMENT			
LESSON 16		<b>GROWING BIGGER</b> Similar to humans, animals start out as babies and grow into adults. Elephants are the largest land animals in the world. As babies (calves), elephants are only 2-3 feet tall but they grow to become adults that are up to 11 feet tall and weigh up to 13,000 pounds.	<b>I Grew Tall!</b> SED 1a Self-Awareness SS 1c Culture & Community CA 2b Dance & Movement	<b>Big Words</b> LLD 3c Phonological Awareness 	<b>I Am Big</b> M 4b Measurement	<b>Growing Animals</b> CA 2a Visual Arts ATL 1a Attention & Persistence M 1c Number Sense 	<b>Growing Into Leaders</b> CA 2a Dance & Movement LLD 1b Listening	<b>Block Measuring</b> M 4a Measurement PD 2 Fine Motor 	<b>The Littlest Yak</b> M 4a Measurement LLD 2d Communication 
LESSON 17		<b>GROWING STRONGER</b> Animals start out small and weak but grow bigger and stronger every day. Tigers, which grow up to become one of nature's most feared predators, are extremely strong. They can carry double their weight up a tall tree.	<b>Little Baby Horse</b> SED 3c Social Relationships PD 1 Gross Motor	<b>Mama or Baby Letters</b> LLD 4 Alphabetic Knowledge 	<b>Growing Taller</b> M 4a Measurement 	<b>Cub to Lion</b> CA 4a Drama ATL 2b Flexibility & Play SS 4 History & Sense of Time 	<b>Learning to Walk</b> PD 1 Gross Motor LLD 1a Listening	<b>Weighing Eggs</b> M 4a & M 4b Measurement SCI 4 Technology 	<b>Dear Zoo</b> M 4a Measurement LLD 2d Communication LLD 6b Reading Comprehension 
LESSON 18		<b>LEARNING NEW THINGS</b> As animals grow, they also learn new things that help them survive. Young birds learn to fly by watching their parents and practicing until they are strong. Dolphins learn to hunt fish by working together in groups and copying older dolphins. Animals become braver and smarter as they practice problem-solving in their environments.	<b>Using Our Knowledge</b> SED 4a Problem-Solving	<b>Learning Onset-Rime</b> LLD 3b Phonological Awareness	<b>Bunny Holes</b> M 1b Number Sense 	<b>Listen &amp; Draw</b> SED 1a Self-Awareness LLD 7b Writing LLD 2a Communication 	<b>What Do You Think?</b> LLD 1a Listening CA 3a Visual Arts LLD 2a Communication	<b>Fur Match</b> SCI 3b Physical Science 	<b>The Three Little Pigs</b> LLD 6a Reading Comprehension SCI 3b Physical Science 
LESSON 19		<b>EXPLORING THE WORLD</b> As animals grow, they explore their surroundings and learn how to solve problems. Young foxes practice hunting by stalking and pouncing on leaves or insects. These playful moments help them build the skills and confidence they need to survive. Through exploration and practice, animals become braver and more capable in their environments.	<b>If You're Brave &amp; You Know It</b> SED 1d Self-Awareness SED 3c Social Relationships CA 2b Dance & Movement	<b>My Name</b> LLD 7a Writing 	<b>Brave Animals</b> ★ M 1e Number Sense SED 1c Self-Awareness 	<b>Exploring Animal Textures</b> CA 3a Visual Arts LLD 7a Writing SCI 3b Physical Science 	<b>Brave Babies</b> CA 4a Drama CA 2b Dance & Movement SED 1d Self-Awareness	<b>Little Pig Houses</b> SCI 1a & SCI 1b Investigation & Inquiry SCI 3a Physical Science SED 4a Problem-Solving 	<b>A Brave Bear</b> LLD 6a Reading Comprehension SED 1d Self-Awareness LLD 7b Writing 
LESSON 20		<b>BELONGING TO A COMMUNITY</b> Some animal communities work together for the good of the whole group. Bees are a good example of a community that fills many specific roles to guarantee the survival of the colony. For example, there are workers, drones and the queen.	<b>Elephant Greetings</b> SED 3c Social Relationships LLD 1a Listening SCI 2a Natural & Earth Science	<b>Do You See Me?</b> ★ LLD 3c Phonological Awareness LLD 5 Concepts of Print 	<b>Moving Together</b> M 1a Number Sense PD 1 Gross Motor 	<b>My Portfolio</b> SED 1b Self-Awareness LLD 7b Writing CA 3a Visual Arts 	<b>Community Dance</b> CA 2b Dance & Movement	<b>Bucket Brigade</b> M 4a Measurement SED 3c Social Relationships 	<b>Bear's New Friend</b> LLD 6a Reading Comprehension SED 1d Self-Awareness 