

FAMILY NEWSLETTER

OUR WEEK WITH

Bird's Berry Bounty

experience
toddler



TOGETHER TIME

This week, let's read books about sharing. Find this one at your library or on YouTube:



The Rainbow Fish
by Marcus Pfister

Give Snacks

What?

In the story of the week, Bird gathered lots of berries, then shared them with her friends. This week, bake something with your child, then take the snack to your neighbor and share the bounty.

How?

This week, invite your child to choose a snack to bake. Give them two options. Bake together, then deliver the snack to a neighbor. Talk about how sharing is kind.

Why?

This activity encourages your child to be generous. Use this experience to talk about the importance of sharing and giving at school.





Bird's Berry Bounty Calendar



experience
toddler

language & literacy

math & reasoning

music & movement

art & drama

LESSON 1

ACTIVE LISTENING Drawing Berries

LLD 6 READING COMPREHENSION

Draw or scribble while listening to a read-aloud. Use the drawings to retell the story.

NUMBER PLAY Share the Berries

MR 1 NUMBER SENSE

Give each Forest Friend Story Piece one berry. Explore sharing and one-to-one correspondence.

COORDINATION Pass the Berry

PD 1 GROSS MOTOR

Explore passing and sharing "berries" (pompoms) while the music plays.

DRAMATIC PLAY Diver's Mask & Flippers

★ CA 4 DRAMA

Make flippers and a mask, then pretend to swim around the room.

LESSON 2

BOOK DISCOVERY Waiting Book

LLD 5 CONCEPTS OF PRINT

Pretend to read books. Practice turning pages from front to back.

SENSORY PLAY Berry Pie Dough

PD 2 FINE MOTOR

Control the small muscles in the fingers by rolling out dough, then pretending to make pie crust and berries.

CREATIVE MOVEMENT Stormy Days

★ SED 2 SELF-REGULATION

Dance expressively and explore emotions.

COLLAGING Berry Pie Collage

CA 3 VISUAL ARTS

Create a berry pie with a paper plate and tissue paper.

LESSON 3

COMMUNICATION Sign Bird & Share

SED 3 ATTENTION & PERSISTENCE

Listen to a story and practice singing words.

SORTING & SHAPES Berry Bush Pattern Mat

MR 6 CLASSIFICATION

Arrange the links on the Pattern Mat to make repeating color patterns, then turn over the mat and sort links by color.

RHYTHM PATTERNS Tap the Blue

CA 1 MUSIC

Tap blue toys and other objects during the song.



STICKER ART My Postcard

★ SS 4 HISTORY & SENSE OF TIME

Put a sticker on the postcard, then scribble or draw designs.

LESSON 4

STORY PLAY Where Is Bird?

LLD 6 READING COMPREHENSION

Identify the characters in a story. Hold a character Story Piece and look for it in the book.

MEASURE WITH ME Which Cup Holds More?

MR 1 NUMBER SENSE

Explore concepts of more and less by filling two cups with pompoms, then dumping them out to count which cup holds the most.

SOUNDS & SIGNS Swim & Sing

CA 2 DANCE & MOVEMENT

Sing along to a song while swimming around like little fish.

COLORING Underwater Maze

★ SS 3 GEOGRAPHY

Move a crayon within the lines of a maze.

LESSON 5

PICTURES & LETTERS Letter Tanks

★ LLD 5 CONCEPTS OF PRINT

Identify a named picture and point at it.

LIFE SKILLS Scooping Berries

PD 5 NUTRITION

Explore concepts of feeding self by using a spoon to scoop berries (real or pompoms) from one bowl into pie tins.

GROUP DANCE Triangle Pass

SED 3 ATTENTION & PERSISTENCE

Sit in a circle and practice passing a large triangle shape around the circle while the music plays.

PAINTING Knowledge Basket

LLD 2 COMMUNICATION

Fingerpaint on a basket, then play berries hide-and-seek.



FAMILY NEWSLETTER


OUR WEEK WITH

Ocean Dive

experience
toddler



This week, let's read books about the ocean and the color blue. Find this one at your library or on YouTube:



Way Down Deep in the Deep Blue Sea
by Jan Peck

TOGETHER

TIME

Blue Hunt

What?


In the story of the week at school, we followed a path on the page to discover different ocean animals. You will discover many new sights as you go on walks or play together at home. Identify the color blue wherever you go or play this week.

How?

Each time you see blue, clap and point at the blue. After doing this a few times, see if your child starts to point at blue in their surrounding environment on their own.

Why?

This activity encourages connecting abstract physical properties such as "color" to everyday experiences. It builds vocabulary and helps your child explore and communicate about their discoveries.





Ocean Dive Calendar

LESSON 1

language & literacy

ACTIVE LISTENING Follow the Seahorse

SED 4 SOCIAL RELATIONSHIPS

Play a game of follow-the-leader while listening to a read-aloud story and using sign words.

math & reasoning

MEASURE WITH ME Water Cups

MR 4 MEASUREMENT

Explore concepts of volume by scooping and pouring water between measuring cups.

music & movement

CREATIVE MOVEMENT Flap Your Flippers

★ CA 1 MUSIC

Clap along to a song about dolphins.

art & drama

DRAMATIC PLAY Shark Puppet

CA 4 DRAMA

Make a shark puppet and pretend to make it swim it around the room.

LESSON 2

BOOK DISCOVERY Finger Fish

LLD 5 CONCEPTS OF PRINT

Develop book-handling skills by following text from left to right.

LIFE SKILLS Whale Spout Squirt

SCI 3 PHYSICAL SCIENCE

Take turns and explore squirting on Whale Shapes with an eyedropper. Draw a Shape Card and squirt the whale with the same shape.

COORDINATION Your Turn

SED 3 ATTENTION & PERSISTENCE

Pass a cup around while listening to a song about taking turns.

COLLAGING Octopus Windsock

★ PD 2 FINE MOTOR

Arrange "suckers" (hole reinforcement stickers) on the octopus legs as desired.

LESSON 3

COMMUNICATION Breathe Like a Whale

★ SED 2 SELF-REGULATION

Use new vocabulary and hear a word, then blow on the named ocean animal.

NUMBER PLAY Seahorse Game

MR 6 CLASSIFICATION

Draw a card and move the Seahorse Game Piece one or two color squares according to the card drawn.

GROUP DANCE Dance to Blue

PD 1 GROSS MOTOR

Dance with a partner. Hold hands and move together to blue papers on different walls.

PAINTING Whale

CA 3 VISUAL ARTS

Blow paint with a straw on a whale. Discuss whale blowholes.

LESSON 4

PICTURES & LETTERS Letter W Paths

LLD 4 ALPHABETIC KNOWLEDGE

Talk about the wolf on the Letter Card W. Then walk on a masking tape letter W like different animals whose names begin with the letter W.

SORTING & SHAPES Matching Ocean Animals

SS 3 GEOGRAPHY

Take turns carrying an Ocean Animal Card along a path, then matching it to the same card at the end of the path.

RHYTHM PATTERNS Sneaky Shark

★ CA 1 MUSIC

Dance expressively like sharks to the music.

COLORING Letter W Coloring

LLD 7 WRITING

Strengthen fine motor and pencil control by tracing the letter W. Color the pictures on the page.

LESSON 5

STORY PLAY Ocean Discovery

LLD 6 READING COMPREHENSION

Listen actively and hold up the Story Piece when a character is named during a read-aloud.

SENSORY PLAY Shell Shapes

★ MR 3 SHAPES

Draw a shape card and put playdough on the same shape on the Dough Mat.

SOUNDS & SIGNS Letter W Song

CA 2 DANCE & MOVEMENT

Listen for the letter W and dance around the Letter Card like little wolves.

STICKER ART Ocean Dive Stickers

PD 2 FINE MOTOR

Build eye-hand coordination by holding the sticker sheet with one hand and peeling off a sticker with the other/dominant hand.





FAMILY NEWSLETTER

OUR WEEK WITH

experience
toddler

Once I Caught a Fish

TOGETHER TIME

Car Rhyme

What?

In the story of the week, we read a book that featured the rhyme "Once I Caught a Fish." Remember one of your favorite rhymes and say it with your child every time you get in the car together.

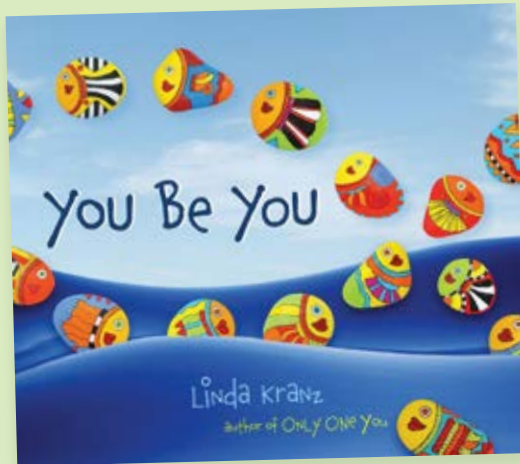
How?

Pick any simple rhyme that you remember and say it every time you get in the car all week. After repeating it a number of times, notice if your child starts to anticipate the rhyme. Try pausing before saying the last word. Does your child finish the rhyme?

Why?

This activity helps develop phonological skills and builds a fun car routine. Exposing your child to words that rhyme builds language and literacy skills needed for future early reading and communication skills.

This week, let's read books about fish. Find this one at your library or on YouTube:



You Be You
by Linda Krantz





Once I Caught a Fish Calendar

experience
toddler

LESSON 1

language & literacy

BOOK DISCOVERY

Under the Sticky Note

LLD 5 CONCEPTS OF PRINT

Place a sticky note on each book page. Lift a flap and determine if a word or picture is hiding under it.

math & reasoning

SENSORY PLAY

Fish in the Blue

PD 2 FINE MOTOR

Find links hiding in playdough and pull them out.

music & movement

COORDINATION

Triangle Path

PD 1 GROSS MOTOR

Dance and improve balance by walking heel-to-toe on a masking tape path. Step over toys on the line.

art & drama

DRAMATIC PLAY

Jellyfish Hat

★ CA 4 DRAMA

Create a jellyfish hat and pretend to float around the room.

LESSON 2

PICTURES & LETTERS

Letter X Stick Fish

LLD 4 ALPHABETIC KNOWLEDGE

Explore the letter X and the /x/ sound.

SORTING & SHAPES

What's Inside?

★ MR 7 LOGIC & REASONING

Make a sensory bottle, then name an object and invite children to take turns turning it until they see the named object and point at it.

GROUP DANCE

Follow the Fish

SED 4 SOCIAL RELATIONSHIPS

Take turns being the movement leader during the song.

COLLAGING

Triangle Fish Collage

CA 3 VISUAL ARTS

Explore triangle shapes and make a triangle collage.

LESSON 3

STORY PLAY

Guess What I Caught!

LLD 2 COMMUNICATION

Play a guessing game to determine what color fish is hiding under a bowl.

LIFE SKILLS

Daddy Seahorse

★ PD 3 SAFETY

Look for hidden baby seahorses. Bring them back to put in the daddy seahorse (bag). Talk about how to stay safe when lost.

RHYTHM PATTERNS

Fish Dance

LLD 1 LISTENING


Follow directions by moving with the words and music.

COLORING

Letter X Coloring

PD 2 FINE MOTOR

Explore coloring the letter X upside-down with one crayon at a time.



LESSON 4

ACTIVE LISTENING

Fish on Parachute

LLD 1 LISTENING

Imitate the actions heard in a read-aloud story.

MEASURE WITH ME

Short Fish, Long Fish

MR 4 MEASUREMENT

Compare the sizes of fish. Set out two fish and pick up the longest.

SOUNDS & SIGNS

Letter X Song

CA 2 DANCE & MOVEMENT

Listen for the letter X and dance around the Letter Card by making an X with arms and fingers.

PAINTING

Rainbow Fish

★ PD 2 FINE MOTOR

Use fingerprints to make fish scales.

LESSON 5

COMMUNICATION

What Am I?

★ LLD 5 CONCEPTS OF PRINT

Answer "what" questions and talk about the pictures in a book.

NUMBER PLAY

Number Fish

MR 1 NUMBER SENSE

Identify the numerals. Go fishing for a Number Fish and identify it.

CREATIVE MOVEMENT

Catch a Big Fish

LLD 2 COMMUNICATION


Use signing words while listening to a song.


STICKER ART

Fish Sticker Match

PD 2 FINE MOTOR

Use visual scanning to identify and match fish stickers to the scene.





FAMILY NEWSLETTER

OUR WEEK WITH

Ocean Animals A to Z

experience
toddler

TOGETHER TIME

Repeat Silly Sounds

What?



In the story of the week at school, we read about ocean animals A to Z. Children learned about many new types of creatures and tried to repeat and say the names. Play a game of repeating silly sounds.

How?

While driving or sitting at a restaurant, make a pattern of sounds and ask your child to try to repeat the pattern. For example: b-b-b, bee-bah. Repeat this pattern but with different beginning letter sounds.

Why?

This activity builds phonological awareness and helps children distinguish between the different sounds in our language. It builds a foundation for learning letter sounds and ultimately sounding out words used in early reading skills.



Commotion in the Ocean
by Giles Andreae



Ocean Animals A to Z Calendar



experience
toddler

language & literacy

math & reasoning

music & movement

art & drama

LESSON 1

BOOK DISCOVERY **Holding the Ocean**

LLD 5 CONCEPTS OF PRINT

Explore the book and how to hold it right-side up. Use the pictures as clues to what is happening in the story.

NUMBER PLAY **Five Oceans**

★ SS 3 GEOGRAPHY

Roll the cube and identify the number, then put a shell on the matching numbered Ocean Tag.

COORDINATION **Jellyfish Pose**

PD 1 GROSS MOTOR

Do the Yoga pose during the song to improve balance, flexibility and strength.

COLLAGING **Coral Reef Collage**

PD 2 FINE MOTOR

Strengthen fine motor coordination by collaging starch noodles onto paper.

LESSON 2

ACTIVE LISTENING **Signing Water & Swim**

LLD 2 COMMUNICATION

Use the Signing Cards to practice the words "water" and "swim" and pour a cup of water for friends.

SENSORY PLAY **Rolling Shells**

PD 2 FINE MOTOR

Play with dough and roll it into shells.

GROUP DANCE **Hold Up Blue**

LLD 1 LISTENING

Listen for the color word(s) as the song plays and hold up the colored paper strip.

DRAMATIC PLAY **Oyster Pearls**

★ CA 4 DRAMA

Paint a plate and fold in half, then put a "pearl" (sticker) on the inside.

LESSON 3

STORY PLAY **My Ocean Story**

LLD 2 COMMUNICATION

Make conversation between the Story Pieces and child photos to role-play being in the story.

SORTING & SHAPES **Diving for Shells**

★ SCI 2 NATURAL & EARTH SCIENCE

Count shells and work together to find three.

CREATIVE MOVEMENT **Triangle Up**

LLD 1 LISTENING

Hold a scarf and move it in the shape of a triangle.

PAINTING **Sea Star**

CA 3 VISUAL ARTS

Explore painting with a cotton swab and make dots on the Sea Star.

LESSON 4

PICTURES & LETTERS **Letter O Sounds**

LLD 4 ALPHABETIC KNOWLEDGE

Explore the /o/ sound while looking at the Letter O Card. Draw the letter O in the air.

MEASURE WITH ME **Community Kelp**

★ MR 4 MEASUREMENT

Explore big and small sizes by comparing paper strips and pretending they are kelp.

RHYTHM PATTERNS **Big Blue Whale**

CA 2 DANCE & MOVEMENT

Listen for key words and respond to the song by dancing.

COLORING **Letter O Coloring**

PD 2 FINE MOTOR

Explore standing and coloring in the letter O and pictures that begin with the /o/ sound.

LESSON 5

COMMUNICATION **Sea Stories**

★ LLD 2 COMMUNICATION

Put shells on the Theme Poster. Pick up shells and talk about what was hiding under each.

LIFE SKILLS **Cleaning with Sponges**

PD 4 PERSONAL CARE

Practice self-help skills like cleaning tables with sponges.

SOUNDS & SIGNS **Letter O Song**

CA 2 DANCE & MOVEMENT

Listen for the /o/ sound and dance around the Letter Card like otters.

STICKER ART **A to Z Ocean Stickers**

PD 2 FINE MOTOR

Practice the pincer grip by peeling off stickers and decorating a Story Scene.