

FAMILY NEWSLETTER

OUR WEEK WITH

experience
toddler



Puppy's Visit

This week, let's read books about sharing and taking turns. Find this one at your library or on YouTube:



Should I Share My Ice Cream?
by Mo Willems

TOGETHER

TIME

Tea Party Book

What?

In the story of the week at school (*Puppy's Visit*), Fox learns that it is important to take turns to make sure everyone has a chance to enjoy time with Puppy. This week, host a tea party with your child and some stuffed animals to work on the skill of sharing.

How?

Encourage your child to help pour "tea" for each stuffed animal guest. Put one book on the table. Invite your child to give each animal a turn reading the book. Remind your child to treat all guests fairly.


Why?

This activity encourages your child to practice sharing in a fun, non-threatening environment. Remind your child to treat friends fairly, just like at the tea party.





Puppy's Visit Calendar



experience
toddler

language & literacy

LESSON 1

BOOK DISCOVERY

Read to Puppy

LLD 5 CONCEPTS OF PRINT

Pretend to read books. Practice turning pages from front to back.

math & reasoning

SORTING & SHAPES

Orange Oval, White Oval

MR 6 CLASSIFICATION

Sort pompoms and foam ovals by color.

music & movement

GROUP DANCE

Sing O

LLD 3 PHONOLOGICAL AWARENESS

Make a paper tube and sing long /o/ sounds into it. Explore singing while looking in a mirror.

art & drama

STICKER ART

Fox on Me

★ PD 4 PERSONAL CARE

Name body parts while applying stickers on hands, feet and other parts.

LESSON 2

STORY PLAY

Find Puppy

LLD 6 READING COMPREHENSION

Identify the characters in a story. Hold a character Story Piece and look for it in the book.

MEASURE WITH ME

Big Oval, Small Oval

MR 4 MEASUREMENT

Explore concepts of size by sorting foam shapes into big or little bowls.

CREATIVE MOVEMENT

Puppy Pose

CA 2 DANCE & MOVEMENT

Move on hands and feet to the music while staying on a towel or small blanket. Try to do a yoga puppy pose.

DRAMATIC PLAY

Puppy Headband

CA 4 DRAMA

Make a puppy headband then role-play by crawling around and exploring the room.

LESSON 3

COMMUNICATION

Puppy Play

LLD 3 PHONOLOGICAL AWARENESS

Use the "play" sign throughout the day.

SENSORY PLAY

Puppy Sticks

PD 2 FINE MOTOR

Put sticks in then pull them out of a ball of playdough.

COORDINATION

Toss a Turn

★ PD 1 GROSS MOTOR

Explore tossing and catching the pompoms while the music plays.

PAINTING

Orange Fox

CA 3 VISUAL ARTS

Discover how multiple shapes create an animal. Paint a paper plate and add stickers to make a fox face.

LESSON 4

PICTURES & LETTERS

Go Play

LLD 2 COMMUNICATION

Tape Forest Friend Story Pieces on chairs. Roll a cube and go to the chair with that character.

NUMBER PLAY

Puppy Puzzles

★ MR 2 SPATIAL AWARENESS

Flip over two cards to see if they make a whole picture of one of the Forest Friend characters.

RHYTHM PATTERNS

Jump Over

PD 1 GROSS MOTOR

Explore jumping over a ribbon while the song plays.

COLLAGING

F Is for Fox

PD 2 FINE MOTOR

Strengthen fine motor coordination by gluing paper tiles to a large letter F.



LESSON 5

ACTIVE LISTENING

Draw Fox's Story

★ LLD 1 LISTENING

Draw or scribble while listening to a story read-aloud. Use the drawings to retell what you heard.

LIFE SKILLS

Feed the Puppy

MR 1 NUMBER SENSE

Practice scooping with a spoon and transferring cereal from one bowl to another.

SOUNDS & SIGNS

Puppy Dance

LLD 1 LISTENING

Listen for the word "puppy." Sign the word to the music.

COLORING

I Can Share

PD 2 FINE MOTOR

Draw a self-portrait on a flat surface.

FAMILY NEWSLETTER

OUR WEEK WITH

experience
toddler



Baby Animals

This week, let's read books about baby animals and how parents love their children. Find this title at your library or on YouTube:



I Love You to the Moon and Back
by Amelia Hepworth

TOGETHER

TIME

When I Was a Baby

What?

In the story of the week (Follow the Path Baby Animals), children followed paths to different baby animals and discovered how an adult mom looks. At home, look at baby pictures and talk about growing up.

How?

Set out photos of your child as a baby. Talk about your memories of the photos. Invite your child to say what she sees in each photo.

Why?

This activity builds a sense of belonging and emotional connection to you. Children who have a strong social-emotional foundation are ready to take risks and develop intellectually.





Follow the Path Baby Animals Calendar



experience
toddler

LESSON 1

language & literacy

BOOK DISCOVERY

Baby Line

LLD 5 CONCEPTS OF PRINT

Develop book handling skills by following text from left to right.

math & reasoning

SORTING & SHAPES

Lost Kittens

★ MR 6 CLASSIFICATION

Find hidden pompoms and put them in matching colored cups. Pretend they are lost kittens.

music & movement

GROUP DANCE

Dance to Orange

★ SED 4 SOCIAL RELATIONSHIPS

Dance with a partner. Hold hands and move together to orange papers on different walls.

art & drama

STICKER ART

Baby Animals Sticker Match

PD 2 FINE MOTOR

Use visual scanning to identify and match a specific sticker.

LESSON 2

PICTURES & LETTERS

Who Is the Baby?

LLD 6 READING COMPREHENSION

Listen actively and hold up the Story Piece when that character or animal is named during a read-aloud.

LIFE SKILLS

Where Is the Baby Horse?

SCI 1 INVESTIGATION & INQUIRY

Explore object permanence by looking for a foal when it "disappears."

CREATIVE MOVEMENT

Rock a Baby Animal

CA 2 DANCE & MOVEMENT

Rock side to side while the music plays. Share space with other children and dance without touching each other.

DRAMATIC PLAY

Kitten Mask

CA 4 DRAMA

Make a mask and pretend to be a kitten running and leaping.



LESSON 3

COMMUNICATION

Signing Mommy

LLD 2 COMMUNICATION

Learn to use sign language. Sign the word "mommy" each time that a parent animal is seen in a story.

MEASURE WITH ME

Find Something Heavy

★ SCI 3 PHYSICAL SCIENCE

Explore heavy and light by picking up objects around the room.

COORDINATION

Take Turns Tune

CA 2 DANCE & MOVEMENT

Use listening skills and hold hands while passing around a pompom.

PAINTING

Painting Orange

★ LLD 4 ALPHABETIC KNOWLEDGE

Explore making up-down wrist strokes while painting the oval with the color orange.



LESSON 4

STORY PLAY

Baby Animal Ball

LLD 2 COMMUNICATION

Recall the story by rolling a ball to a Story Piece then answer simple questions about that animal.

SENSORY PLAY

Baby Shape Press

PD 2 FINE MOTOR

Explore pressing various foam shapes into dough. Touch the imprints and discuss the shapes.

RHYTHM PATTERNS

Oval Pass

★ SS 2 CIVICS & ECONOMICS

Take turns passing a foam oval while sitting in a circle with the children. Clap along to music.

COLLAGING

Baby Bird Feathers

SED 3 ATTENTION & PERSISTENCE

Use eye-hand coordination and explore gluing feathers onto a picture of a chick.

LESSON 5

ACTIVE LISTENING

Baby Sounds

LLD 3 PHONOLOGICAL AWARENESS

Participate by imitating the tones heard in the read-aloud.

NUMBER PLAY

Eggs in Nest

MR 1 NUMBER SENSE

Practice identifying oval shapes. Roll a cube and put a foam oval in the nest when an egg is rolled.

SOUNDS & SIGNS

Mommy & Daddy Signs

CA 2 DANCE & MOVEMENT

Listen for the words "mommy" and "daddy." Sign the words to the music.

COLORING

Baby to Mama Maze

★ LLD 7 WRITING

Strengthen fine motor and pencil control by drawing inside a maze path. Retrace the path in different colors.



FAMILY NEWSLETTER

OUR WEEK WITH

experience
toddler

Mary Had a Little Lamb

TOGETHER

TIME

Time to Rhyme

What?


In the story of the week at school (*Mary Had a Little Lamb*), we explored words that rhyme, such as snow and go. When spending time with your child, make up silly rhymes wherever you go.

How?

While driving around town with your child, talk about what you see outside. Pick one word then say as many words as you can that rhyme with it. Your child will listen, learn and think you are so silly.


Why?

This activity builds phonological awareness. That is an important skill for being able to hear different sounds and start to realize sound patterns.



Sheep Go to Sleep
by Nancy Shaw





Mary Had a Little Lamb Calendar



experience
toddler

language & literacy

math & reasoning

music & movement

art & drama

LESSON 1

BOOK DISCOVERY Where Is Lamb?

LLD 5 CONCEPTS OF PRINT

Place a sticky note on each book page. Lift the flap to determine if a word or picture is hiding.

SENSORY PLAY Lamb Dough Mat

PD 2 FINE MOTOR

Make dough balls and place them on the lambs pictured on the mat.

GROUP DANCE Orange Ribbon Leader

SED 3 ATTENTION & PERSISTENCE

Take turns being the movement leader during the song. Hold the orange ribbon and lead others around the chairs.

STICKER ART Mary's Lamb

PD 2 FINE MOTOR

Build eye-hand coordination by holding the sticker sheet with one hand and peeling off a sticker with the other/dominant hand.

LESSON 2

PICTURES & LETTERS Lost Lamb

LLD 2 COMMUNICATION

Hide the Story Pieces one at a time under a bowl. Tell a story about why that character may be hiding.

MEASURE WITH ME Lamb Up High

MR 4 MEASUREMENT

Explore concepts of high-low by reaching for cotton balls.

CREATIVE MOVEMENT Dance Around the Oval

MR 5 PATTERNS

Stomp along to the beat of the song. Follow an oval path while one child dances freely inside the oval.

DRAMATIC PLAY Lamb Dress-Up

CA 4 DRAMA

Make a lamb headband and play follow the leader like the little lamb who followed Mary in the nursery rhyme.

LESSON 3

COMMUNICATION Sign Hello

★ SED 2 SELF-REGULATION

Repeat the sign "hello" multiple times then use it while addressing objects or people.

SORTING & SHAPES Oval Patterns

MR 5 PATTERNS

Select foam ovals to complete patterns.

COORDINATION Mary Had a Little Lamb

PD 1 GROSS MOTOR

Act out the story by dancing to the song "Mary Had a Little Lamb."

PAINTING Fingerprint Fleece

CA 3 VISUAL ARTS

Explore adding fingerprint fleece to a sheep shape.

LESSON 4

STORY PLAY Lamb Colors

LLD 2 COMMUNICATION

Roll a cube with Lamb Colors Cards then recite the rhyme, substituting new color words.

NUMBER PLAY 1-2-3 Sheep

SED 3 ATTENTION & PERSISTENCE

Lift the flap on the counting game and count the sheep.

RHYTHM PATTERNS Mary Says

LLD 2 COMMUNICATION

Follow directions by moving in the way "Mary says."

COLLAGING Counting Lambs Collage

CA 3 VISUAL ARTS

Create a collage by gluing cotton balls onto a lamb sheet. Count aloud the number of sheep (cotton balls) and write it on the page.

LESSON 5

ACTIVE LISTENING Soft Sheep

SED 3 ATTENTION & PERSISTENCE

Increase attention span while listening to stories by playing with sensory materials, e.g., cotton balls or soft fabric.

LIFE SKILLS Cotton or Sticks?

MR 4 MEASUREMENT

Explore weight and investigate a simple scale. Fill two cups with different types of objects, e.g., cotton balls and sticks. Determine which weighs more.

SOUNDS & SIGNS Hello, Goodbye

CA 2 DANCE & MOVEMENT

Listen for the words "hello" and "goodbye." Sign the words to the music.

COLORING Handprint Lamb

PD 2 FINE MOTOR

Color a picture of Mary from the nursery rhyme "Mary Had a Little Lamb." Trace a hand to make a lamb.

FAMILY NEWSLETTER

OUR WEEK WITH

The Lion and the Beetle

experience
toddler



This week, let's read books about how animals are similar and different. Some are big and some are small. Find this one at your library or on YouTube:



Do You Want to Be My Friend?
by Eric Carle

TOGETHER TIME

Oval Walk

What?

In the story of the week (*The Lion and the Beetle*), children learned about a lion who wanted to be better than others, but it was lonely. When he fell in the mud, everyone jumped in to play with him. Make an oval "puddle" and lie in it with your child.

How?

Use masking tape to make a large oval on the floor then sit in the "mud" with your child. Lie down and talk about making space for everyone in the oval. Gather stuffed animals and make room for everyone.

Why?

This activity helps your child begin to see the importance of being a nice friend and the benefits of including those who are both similar and different than themselves during play.





The Lion and the Beetle Calendar



experience
toddler

language & literacy

math & reasoning

music & movement

art & drama

LESSON 1

BOOK DISCOVERY

The Lion and the Beetle

LLD 5 CONCEPTS OF PRINT

Explore the book and how to hold it right-side up. Use the pictures as clues to what is happening in the story.

LIFE SKILLS

Beetle Bed

SED 4 SOCIAL RELATIONSHIPS

Role-play how to care for a little beetle, including basic needs of food, shelter and water.

GROUP DANCE

Hold Up Orange

LLD 3 PHONOLOGICAL AWARENESS

Listen for the word "orange" as the song plays and hold up an orange foam oval.

STICKER ART

Lion Sticker Story

PD 2 FINE MOTOR

Practice the pincer grip by peeling off stickers and decorating inside a frame.

LESSON 2

PICTURES & LETTERS

Lion in the Sand

LLD 6 READING COMPREHENSION

Hide Story Pieces in a bin of sand. Play with the Story Pieces and retell the story.

SORTING & SHAPES

Sort the Jewels

★ MR 3 SHAPES

Place foam ovals on the mat's matching shapes. Sort by color and size.

CREATIVE MOVEMENT

Oval in the Air

MR 3 SHAPES

Draw an oval in the air with a finger while listening to the oval Song.

DRAMATIC PLAY

Lion Mask Roar

CA 4 DRAMA

Make a lion mask from a paper plate then peek through it and roar like a lion.

LESSON 3

COMMUNICATION

Lion Signs

LLD 1 LISTENING

Practice signing the word "lion" each time the words are used in the book.

SENSORY PLAY

Lion Jewels

PD 2 FINE MOTOR

Control the small muscles in the fingers by pulling out jewels folded into dough.

COORDINATION

Orange Pick Up

PD 1 GROSS MOTOR

Improve balance by stepping over a ribbon. Step over then pick up a pompom on the other side and bring it back over.

PAINTING

L Is for Lion

CA 3 VISUAL ARTS

Stamp over a masking tape shape with a pompom then discover the first letter in a name.

LESSON 4

STORY PLAY

Lion Chain

LLD 2 COMMUNICATION

Add a block to the stack each time the word "lion" is read aloud.

MEASURE WITH ME

Lion in the Shape

MR 3 SHAPES

Explore distance by tossing pompoms into different shapes on the floor.

RHYTHM PATTERNS

Tap a Turn

★ CA 1 MUSIC

Make music with friends by sharing a drum (or bowl) and both tapping on it with a spoon.

COLLAGING

Oval Beetles Collage

MR 2 SPATIAL AWARENESS

Arrange oval shapes to make beetles.

LESSON 5

ACTIVE LISTENING

Roar

LLD 2 COMMUNICATION

Roar each time the word "lion" is spoken during a story read-aloud.

NUMBER PLAY

Toss the Ball Target

MR 1 NUMBER SENSE

Practice counting and color identification by tossing pompoms at a matching color target.

SOUNDS & SIGNS

Be a Lion Sign

CA 2 DANCE & MOVEMENT

Listen for the word "lion" and make the sign.

COLORING

Lion Coloring

PD 2 FINE MOTOR

Explore coloring upside-down or in positions other than sitting.

