



FAMILY NEWSLETTER

OUR WEEK WITH

Raccoon Finds His Balance

experience
toddler

TOGETHER

TIME

Stick Path

What?

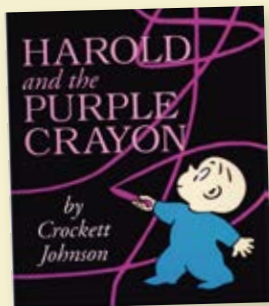
In the story of the week at school (*Raccoon Finds His Balance*), Raccoon tries different tools to help him balance as he walks on a log. Make your own stick path at home.

How?

Gather sticks with your child and work together to lay them in a long line. Walk along the stick path.

Why?

This activity nurtures resourcefulness as you look for sticks together then decide how to make a path. Allow your child to problem-solve and support her ideas.



Harold and the Purple Crayon
by Crockett Johnson





Raccoon Finds His Balance Calendar



experience
toddler

language & literacy

LESSON 1

BOOK DISCOVERY Read to Raccoon

LLD 5 CONCEPTS OF PRINT

Pretend to read books. Practice turning pages from front to back.

math & reasoning

SORTING & SHAPES Yellow Line

MR 6 CLASSIFICATION

Sort the pompoms and foam triangles into a long line by one feature (color) then sort by a second feature (texture).

music & movement

GROUP DANCE Sing O

LLD 3 PHONOLOGICAL AWARENESS

Make a tube and sing long /o/ sounds into it. Explore singing while looking in a mirror.

art & drama

STICKER ART Raccoon on Me

PD 4 PERSONAL CARE

Name body parts while applying stickers on hands, feet and other parts.

LESSON 2

STORY PLAY What Does Raccoon Climb?

LLD 6 READING COMPREHENSION

Identify the characters in a story. Hold a character Story Piece and look for it in the book.

MEASURE WITH ME Scoop Up Big

★ MR 4 MEASUREMENT

Explore concepts of size. Put big triangles in a big bowl and small triangles in a small bowl.

CREATIVE MOVEMENT Balance Alone

CA 2 DANCE & MOVEMENT

Dance in personal space on a towel. Pause the music and run to another towel.

DRAMATIC PLAY Raccoon Puppet

CA 4 DRAMA

Make a raccoon puppet then pretend to climb and explore the room.

LESSON 3

COMMUNICATION SIGNS Signing Fall

LLD 2 COMMUNICATION

Use the "fall" sign throughout the day. Put a pompom in a cup each time someone uses the signs.

SENSORY PLAY Build a Bridge

★ PD 2 FINE MOTOR

Pretend to build a bridge with craft sticks and playdough.

COORDINATION Resourceful Catching

PD 1 GROSS MOTOR

Explore tossing and catching the pompoms while the music plays.

PAINTING Triangle Tree

CA 3 VISUAL ARTS

Decorate a triangle tree shape using paint and a sponge.

LESSON 4

PICTURES & LETTERS Roll a Raccoon

LLD 2 COMMUNICATION

Roll a cube with the story characters. Toss a pompom into the bowl with the matching Story Piece.

LIFE SKILLS Tops & Bottoms

MR 2 SPATIAL AWARENESS

Match tops with bottoms for each community helper.

RHYTHM PATTERNS Pound 'n Stop

CA 1 MUSIC

Transition between starting and stopping. Hold the sticks still until the word "go" then pound them on a bowl.

COLLAGING Shape Climb Design

MR 2 SPATIAL AWARENESS

Arrange a variety of shapes on the paper to create something for Raccoon to climb.

LESSON 5

ACTIVE LISTENING Draw the Story

LLD 1 LISTENING

Draw or scribble while listening to a story read aloud. Use the drawings to retell what you heard.

NUMBER PLAY Seek & Find

MR 1 NUMBER SENSE

Gather and place 3D objects on the matching items on the cards.

SOUNDS & SIGNS Fall & Stand

LLD 1 LISTENING

Listen for the words "fall" and "stand." Sign the words to the music.

COLORING Raccoon & Me on a Log

PD 2 FINE MOTOR

Draw a self-portrait on a flat surface.





FAMILY NEWSLETTER

OUR WEEK WITH

Community Helpers



TOGETHER

TIME

Squirt Out the Fire

What?


In the story of the week (*Follow the Path Community Helpers*), children followed paths to different community helpers on each page. At home, encourage your child to play firefighter and put out pretend fires.

How?

Draw shapes on a sidewalk with chalk. Give your child a small squirt bottle and invite him to give each shape a squirt.

Why?

This activity builds small muscle coordination when the child squeezes the bottle. This helps strengthen finger muscles needed for writing. It also introduces children to shapes and basic math.



Firefighter Frank
by Monica Wellington





Community Helpers Calendar



experience
toddler

language & literacy

math & reasoning

music & movement

art & drama

LESSON 1

BOOK DISCOVERY

Community Helper Path

LLD 5 CONCEPTS OF PRINT

Develop book handling skills by following text from left to right.

SORTING & SHAPES

Color Buckets

MR 6 CLASSIFICATION

Toss pompoms into matching colored buckets.

GROUP DANCE

Dance to Yellow

CA 2 DANCE & MOVEMENT

Dance with a partner. Hold hands and move together to yellow papers on different walls.

STICKER ART

Community Sticker Match

PD 2 FINE MOTOR

Use visual scanning to identify and match a specific named sticker.

LESSON 2

STORY PLAY

Where Is the Police Car?

LLD 6 READING COMPREHENSION

Listen actively and hold up the Story Piece when a character is named during a read-aloud.

LIFE SKILLS

Rescue Pompom

SCI 1 INVESTIGATION & INQUIRY

Explore object permanence. Pretend to be police officers looking for a lost pompom when it goes out of sight.

CREATIVE MOVEMENT

Balance Together

CA 2 DANCE & MOVEMENT

Dance with scarves inside a triangle on the floor without touching each other.

DRAMATIC PLAY

Police Hat

CA 4 DRAMA

Make a police headband and pretend to be an officer keeping people safe.



LESSON 3

COMMUNICATION SIGNS

Signing Go

LLD 2 COMMUNICATION

Sign the word "go" each time it is heard in a story.

MEASURE WITH ME

Pull the Water

★ SCI 3 PHYSICAL SCIENCE

Explore heavy and light by pulling a recycled milk jug filled with water across the floor toward a fire truck Story Piece.

COORDINATION

Resourceful Raccoon Dance

CA 2 DANCE & MOVEMENT

Use listening skills while dancing and touch the Raccoon Sticker each time we hear the word "resourcefulness."

PAINTING

Fire Fork Painting

CA 3 VISUAL ARTS

Strengthen fine motor skills and paint with a fork to make flames on a paper.

LESSON 4

PICTURES & LETTERS

In the Vehicle

LLD 2 COMMUNICATION

Recall the story by rolling a ball to a Story Piece then answer simple questions about that piece.

SENSORY PLAY

Dalmatian Dough

PD 2 FINE MOTOR

Decorate a mat with dough balls. Pretend they are spots on a Dalmatian fire dog.

RHYTHM PATTERNS

Go Ring Go

★ SS 2 CIVICS & ECONOMICS

Take turns passing and sharing an instrument. Open and close hands while waiting a turn.

COLLAGING

Fingerprint Spots

★ MR 5 PATTERNS

Explore pressing fingers in paint and making fingerprint spots on a Dalmatian fire dog.

LESSON 5

ACTIVE LISTENING

Community Sounds

LLD 3 PHONOLOGICAL AWARENESS

Participate in a story read-aloud by imitating the sounds heard in a read-aloud story.

NUMBER PLAY

Star Search

MR 1 NUMBER SENSE

Roll the cube and identify the number of stars. Run around the triangle tape path, if a 5 is rolled.

SOUNDS & SIGNS

Stop - Go!

CA 2 DANCE & MOVEMENT

Listen for the words "go" and "stop." Sign the words to the music.

COLORING

Police Car Maze

LLD 7 WRITING

Strengthen fine motor and pencil control by drawing inside a maze path. Retrace the path in different colors.



FAMILY NEWSLETTER

OUR WEEK WITH

experience
toddler

This Little Piggy

TOGETHER

TIME

Yellow Hunt

What?

In the story of the week at school (*This Little Piggy*), one piggy goes to market. While at the grocery store with your child, look for yellow foods and labels or go on your own yellow hunt outside.

How?

Show your child five play dollars (just cut paper into rectangles) and ask him to find something yellow to earn a dollar.

Why?

This activity builds both color recognition and math skills. Find yellow and count to five while earning pretend money.



This week, let's read books to help our children imagine what they want to be when they grow up. Find this one at your library or on YouTube:



When I Grow Up
by Marilyn Easton



This Little Piggy Calendar



experience
toddler

language & literacy

math & reasoning

music & movement

art & drama

LESSON 1

BOOK DISCOVERY

This Little Piggy

★ LLD 4 ALPHABETIC KNOWLEDGE

Place a sticky note on each book page. Lift the flap and determine if a word or picture is hiding.

SORTING & SHAPES

Triangle Patterns

MR 5 PATTERNS

Select foam shapes from yellow or pink "buckets" to create yellow-pink patterns.

GROUP DANCE

Yellow O

SED 3 ATTENTION & PERSISTENCE

Take turns being the movement leader during the song. Hold the yellow ribbon and lead others around the chairs.

STICKER ART

Piggy Stickers

PD 2 FINE MOTOR

Build eye-hand coordination by holding the sticker sheet with one hand and peeling off a sticker with the other/dominant hand.

LESSON 2

STORY PLAY

Piggy & Me

LLD 2 COMMUNICATION

Hide the Story Pieces one at a time under a bowl. Tell a story about why that character may be hiding.

MEASURE WITH ME

Reach the Triangle

MR 4 MEASUREMENT

Explore concepts of high and low by reaching to pull off shape links taped at different heights on the wall.

CREATIVE MOVEMENT

Touch the Triangle

MR 5 PATTERNS

Stomp along to the beat of the song. Follow a triangle path while one child dances freely inside the triangle.

DRAMATIC PLAY

Chef Hat

★ CA 4 DRAMA

Create a chef headband then role-play cooking healthy snacks for stuffed animal friends.



LESSON 3

COMMUNICATION SIGNS

More, Please

PD 5 NUTRITION

Repeat the signs multiple times to help memory and recall. Sign both words while walking across the room to a photo of the words.

SENSORY PLAY

Where's the Triangle?

PD 2 FINE MOTOR

Control the small muscles in the fingers by pulling out shape links folded into dough. Cheer when you find the triangle link.

COORDINATION

Piggy Toes Pose

PD 1 GROSS MOTOR

Do Yoga poses during the song to improve balance and strength.

PAINTING

Piggy Footprint

★ CA 3 VISUAL ARTS

Make a footprint with paint and decorate the Little Piggy Rhyme.

LESSON 4

PICTURES & LETTERS

Roll & Match Pigs

LLD 2 COMMUNICATION

Roll a cube with Story Cards and follow a path to the matching Story Pieces on the wall.

NUMBER PLAY

Counting Money

MR 1 NUMBER SENSE

Pretend to go shopping at a market. Roll the cube and count out the same number of dollars.

RHYTHM PATTERNS

Piggy Says

LLD 2 COMMUNICATION

Follow directions by moving in the way "Piggy says."

COLLAGING

Piggy Bank

CA 3 VISUAL ARTS

Investigate coins and how we use them to save and buy. Then stick gold coins on a paper piggy bank.

LESSON 5

ACTIVE LISTENING

Pig Sensory Play

★ SED 3 ATTENTION & PERSISTENCE

Increase attention span while listening to stories by playing with sensory materials, such as sand.

LIFE SKILLS

Wash the Shapes

PD 4 PERSONAL CARE

Explore washing and drying. Play with shape links in soapy water. Set them out to dry or roll them in dirt and wash them again.

SOUNDS & SIGNS

Eat More

CA 2 DANCE & MOVEMENT

Listen for the words "eat" and "more." Sign the words to the music.

COLORING

Five Pigs

★ PD 2 FINE MOTOR

Explore coloring a picture of the five little pigs from the rhyme "This Little Piggy."



FAMILY NEWSLETTER

OUR WEEK WITH

Bella and the Umbrella

experience
toddler

TOGETHER

TIME

Square Walk

What?


In the story of the week (*Bella and the Umbrella*), children found the umbrella on each page as it traveled around town. They also learned about triangles. Go on your own triangle hunt at home or outdoors.

How?

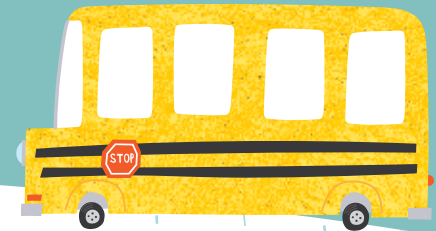
Hunt for triangles in nature, on signs or even on a house. If possible, bring along a camera and take photos of each triangle that the child finds and review them at home.

Why?

This activity helps your child identify shapes in their natural environments. Over time, children will discover that objects are made of many shapes. This supports their future geometry (as well as drawing and writing) skills.




Bear at Work
by Stella Blackstone





Bella and the Umbrella Calendar



experience
toddler

LESSON 1

language & literacy

BOOK DISCOVERY **Bella & the Umbrella**

LLD 5 CONCEPTS OF PRINT

Explore the book and how to hold it right-side up. Use the pictures as clues to what is happening in the story.

math & reasoning

SENSORY PLAY **Raindrops**

PD 2 FINE MOTOR

Play with dough and make raindrops to cover an umbrella dough mat.

music & movement

GROUP DANCE **Hold Up Yellow**

LLD 3 PHONOLOGICAL AWARENESS

Listen for the word "yellow" as the song plays and hold up the yellow paper.

art & drama

STICKER ART **Bella Stickers**

PD 2 FINE MOTOR

Practice the pincer grip by peeling off stickers and decorating a Story Scene.



LESSON 2

STORY PLAY **Me & the Umbrella**

LLD 2 COMMUNICATION

Make conversation between the Story Pieces and child photos to role-play being in the story.

SORTING & SHAPES **Mailbox Sorting**

MR 3 SHAPES

Place foam shapes on the mat's triangles. If desired, use dry-erase markers to trace around the triangles.

CREATIVE MOVEMENT **Triangle Up & Down**

MR 5 PATTERNS

Draw a triangle in the air with a finger while listening to the Triangle Song.

DRAMATIC PLAY **Mail Bag**

CA 4 DRAMA

Find hidden foam shapes to put in the mailbox. Deliver the shapes to their boxes.

LESSON 3

COMMUNICATION SIGNS **Rain Signs**

LLD 1 LISTENING

Practice signing the words "umbrella" and "rain." Sign each time the words are used in the Storybook.

LIFE SKILLS **Wash the Windows**

SCI 3 PHYSICAL SCIENCE

Practice self-help skills like washing windows and keeping rooms tidy.

COORDINATION **Balance the Ball**

PD 1 GROSS MOTOR

Dance and improve balance by walking heel-to-toe on a ribbon while holding a ball. Step over toys on the line.

PAINTING **Dropper Art**

CA 3 VISUAL ARTS

Build fine motor control by squeezing an eyedropper and squirting paint onto paper.

LESSON 4

PICTURES & LETTERS **Stack a Story**

★ LLD 2 COMMUNICATION

Stack blocks on the Bella picture card each time the name "Bella" is read aloud.

MEASURE WITH ME **Wrap the Ouch**

SED 4 SOCIAL RELATIONSHIPS

Show concern for a teddy bear with an "ouch." Pretend to be a doctor and care for it.

RHYTHM PATTERNS **Resourceful Music**

CA 1 MUSIC

Make music with friends by tapping with sticks or spoons on one box together.

COLLAGING **B Is for Bandage**

PD 2 FINE MOTOR

Strengthen fine motor coordination by applying adhesive bandages along a pattern.

LESSON 5

ACTIVE LISTENING **Umbrella Up**

LLD 2 COMMUNICATION

Raise hands each time the word "umbrella" is spoken during a read-aloud.

NUMBER PLAY **Stuff the Envelope**

MR 1 NUMBER SENSE

Explore putting links in envelopes. Fill and dump then refill again. Count the amount of links in the envelopes.

SOUNDS & SIGNS **Rain Umbrella**

CA 2 DANCE & MOVEMENT

Listen for the words "rain" and "umbrella" and make the signs.

COLORING **Umbrella Colors**

PD 2 FINE MOTOR

Explore coloring upside-down or in positions other than sitting, e.g., on the tummy or back.