



FAMILY NEWSLETTER



OUR WEEK WITH

Stargazing

TOGETHER TIME

This week, let's read books about friendship. Find this one at your library or on YouTube:



Do You Want to Be My Friend
by Eric Carle

Color Stars

What?
In the story of the week at school, the Forest Friends used a telescope to gaze at the night sky. Put a blanket on your floor or outside and look up at the sky or ceiling. Talk about what you see.

How?
Cut stars out of different colors of paper and hang them from your ceiling. Lie on the blanket and point at different colors.

Why?
This activity encourages communication and vocabulary-building as you enjoy identifying colors and spending time on the blanket with your child.





Stargazing Calendar



experience
toddler

language & literacy

math & reasoning

music & movement

art & drama

LESSON 1

STORY PLAY Where in the Book?

LLD 6 READING COMPREHENSION

Identify the characters in a story. Hold a character Story Piece and look for it in the book.

NUMBER PLAY Astronaut Voting

★ SS 2 CIVICS & ECONOMICS

Express preference by choosing a favorite photo.

COORDINATION Pick Up the Ball

PD 1 GROSS MOTOR

Explore tossing and catching a ball while the music plays.

DRAMATIC PLAY Moon Rock Shaker

CA 1 MUSIC

Make a shaker and explore making space sounds.

LESSON 2

BOOK DISCOVERY Stargazing Book

LLD 5 CONCEPTS OF PRINT

Pretend to read books. Practice turning pages from front to back.

MEASURE WITH ME Gravity Drop

★ SCI 1 INVESTIGATION & INQUIRY

Explore concepts of weight by dropping different types of objects while standing on a stool.

GROUP DANCE Rocket to the Stars

PD 1 GROSS MOTOR

Stand in a circle and practice yoga poses while the music plays.

COLLAGING Telescope

CA 3 VISUAL ARTS

Decorate a telescope with star stickers, then look for stars in the room.

LESSON 3

COMMUNICATION Blanket Sign

LLD 2 COMMUNICATION

Use the Signing Card and practice moving on and off the blanket.

LIFE SKILLS Space Smoothie

★ PD 5 NUTRITION

Explore healthy foods by making a smoothie.

RHYTHM PATTERNS Point to Orange

SED 4 SOCIAL RELATIONSHIPS

Find the color orange in the room, then point to it and other colors during the song.



PAINTING Galaxy Painting

PD 2 FINE MOTOR

Create a galaxy with paint and a cotton swab.

LESSON 4

PICTURES & LETTERS Nighttime Roll

LLD 1 LISTENING

Roll a ball toward a Story Piece when it is named.

SENSORY PLAY Galaxy Goo

★ SCI 1 INVESTIGATION & INQUIRY

Explore the texture and properties of "goo" made with glue and liquid starch.

SOUNDS & SIGNS Sleep on Your Blanket

CA 2 DANCE & MOVEMENT

Listen for the words "blanket" and "sleep." Sign the words to the music.

COLORING Rocket Maze

PD 2 FINE MOTOR

Control the movement of a crayon and use it to trace inside a maze.

LESSON 5

ACTIVE LISTENING Swinging Planets

★ SCI 3 PHYSICAL SCIENCE

Play with a ball dangling under a table while listening to a story.

SORTING & SHAPES Dangling Colors

MR 1 NUMBER SENSE

Sort the links by color.

CREATIVE MOVEMENT Zoom Freestyle

CA 2 DANCE & MOVEMENT

Dance in personal space in a toy hoop. Pause the music and run to another hoop.

STICKER ART Stargazing Stickers

PD 4 PERSONAL CARE

Name body parts while applying stickers on knee, feet and other parts.





FAMILY NEWSLETTER

OUR WEEK WITH

Butterfly Spies



TOGETHER TIME

Sky Walk

What?

In the story of the week, Butterfly Spies, we followed a butterfly to discover many different things that can be found in the sky. Look for and name all of the different things you can find.

How?


This week, go for walks outside and discover what is in the sky. Do you see an airplane, bird or cloud? Do you see the stars at night?

Why?

This activity builds curiosity, observation and communication skills. Children learn from their natural surroundings.



This week, let's read books about what we see up in the sky. Find this one at your library or on YouTube:



Little Cloud
by Eric Carle



Butterfly Spies Calendar

language & literacy

math & reasoning

music & movement

art & drama

LESSON 1

PICTURES & LETTERS
Space Nametags
★ LLD 7 WRITING
Practice identifying own name.

MEASURE WITH ME
Spaceship Flight
MR 4 MEASUREMENT
Measure how far a spaceship flies by counting steps to where it lands.

COORDINATION
Be Responsible
CA 2 DANCE & MOVEMENT
Use listening skills while dancing and touch the sticker each time the word "responsible" is sung.

STICKER ART
Sky Stickers
PD 2 FINE MOTOR
Build eye-hand coordination by holding the sticker sheet with one hand and peeling off a sticker with the other/dominant hand.

LESSON 2

BOOK DISCOVERY
Sky Book
LLD 5 CONCEPTS OF PRINT
Develop book-handling skills by following text from left to right.

SORTING & SHAPES
Space Matching
MR 6 CLASSIFICATION
Match Space Cards and talk about how they are similar.

CREATIVE MOVEMENT
Zip & Zoom Around Z
LLD 3 PHONOLOGICAL AWARENESS
Dance around a Letter Card and shine a light on it.

PAINTING
Sun Colors
★ CA 3 VISUAL ARTS
Explore mixing colors by combining yellow and red to make a sunburst.

LESSON 3

COMMUNICATION
Hey, Diddle, Diddle
★ LLD 1 LISTENING
Recite a rhyme, then respond to prompts to jump and tap.

LIFE SKILLS
Rain from the Sky
PD 4 PERSONAL CARE
Squeeze a sponge filled with water into a bowl.

RHYTHM PATTERNS
See My Star
CA 1 MUSIC
Dance expressively to the music.

COLLAGING
Sky Collage
MR 2 SPATIAL AWARENESS
Arrange a variety of shapes to make cloud designs in the sky.



LESSON 4

ACTIVE LISTENING
Hot & Cold
LLD 1 LISTENING
Sign the words "hot" and "cold" while classifying hot and cold things into groups.

NUMBER PLAY
Star Search
★ MR 1 NUMBER SENSE
Name a number, then put a link on it.

GROUP DANCE
Dance to Yellow
PD 1 GROSS MOTOR
Dance with a partner. Hold hands and move together to colored stars on different walls.

COLORING
Letter Z
LLD 7 WRITING
Strengthen fine motor and pencil control by tracing the letter Z. Retrace the path in different colors.

LESSON 5

STORY PLAY
Sky Storytelling
LLD 6 READING COMPREHENSION
Listen actively and hold up the Story Piece when a character is named during a read-aloud.

SENSORY PLAY
Flying Dough Friends
PD 2 FINE MOTOR
Create birds or butterflies with playdough and collage supplies.

SOUNDS & SIGNS
Letter Z Song
CA 2 DANCE & MOVEMENT
Listen for the letter Z and dance around the Letter Card like little zebras.

DRAMATIC PLAY
Toss the Comet
★ PD 1 GROSS MOTOR
Explore tossing a pompom comet in the direction of a star.

FAMILY NEWSLETTER


OUR WEEK WITH

experience
toddler

Twinkle, Twinkle Little Star



This week, let's read books about the moon and stars. Find this one at your library or on YouTube:



Goodnight Moon
by Margaret Wise Brown

TOGETHER

TIME

Singing Rhymes

What?

In the story of the week at school, we read and sang the rhyme "Twinkle, Twinkle, Little Star." Sing nursery rhymes in the car this week.

How?

While driving, sing rhymes and emphasize the last sound of each phrase such as "little STAR, how I wonder what you ARE."

Why?

This activity builds awareness about words and sounds. Phonemic awareness is a skill associated with pre-reading skills. Playing with sounds is building your child's future literacy ability.





Twinkle, Twinkle Little Star Calendar



experience
toddler

language & literacy

math & reasoning

music & movement

art & drama

LESSON 1

BOOK DISCOVERY

Star Book

LLD 5 CONCEPTS OF PRINT

Place a sticky note on each book page. Lift the flap and determine if a word or picture is hiding under it. Is it a star?

NUMBER PLAY

3rd Planet from the Sun

★ MR 1 NUMBER SENSE

Toss links, then identify numbered Planet Cards.

COORDINATION

Star Path

PD 1 GROSS MOTOR

Dance and balance by walking heel-to-toe on a masking tape star path. Step over toys on the line.

COLLAGING

Earth Collage

CA 3 VISUAL ARTS

Explore gluing paper continents onto an Earth collage.

LESSON 2

STORY PLAY

Look Up!

★ LLD 4 ALPHABETIC KNOWLEDGE

Read a story and look up as prompted.

SENSORY PLAY

Star Dough

PD 2 FINE MOTOR

Control the small muscles in the fingers by rolling out dough, then using cookie cutters to make dough shapes.

GROUP DANCE

Follow the Rocket

SED 4 SOCIAL RELATIONSHIPS

Take turns being the movement leader during the song.

DRAMATIC PLAY

Star Headband

CA 4 DRAMA

Create a star headband. Imagine being a star in the sky.

LESSON 3

PICTURES & LETTERS

Letter S Star

LLD 5 CONCEPTS OF PRINT

Explore the letter S and the /s/ sound.

MEASURE WITH ME

A Trip to Mars

★ SED 4 SOCIAL RELATIONSHIPS

Explore colors and distances by putting rocks on stars.

RHYTHM PATTERNS

Jump Over the Moon

LLD 1 LISTENING

Follow directions by moving with the words and music.

COLORING

Letter S

PD 2 FINE MOTOR

Explore coloring the letter S upside-down with one crayon at a time.

LESSON 4

ACTIVE LISTENING

Little Star Wonder

LLD 2 COMMUNICATION

Sign the words "wonder" and "star" while listening to a story read-aloud.

LIFE SKILLS

Scoop of Stars

PD 4 PERSONAL CARE

Explore scooping and pouring to build eye-hand coordination.

CREATIVE MOVEMENT

Solar System Moves

★ LLD 1 LISTENING

Explore different types of movements around a plate.

PAINTING

Star Stamping

SCI 3 PHYSICAL SCIENCE

Stamp with a star sponge.

LESSON 5

COMMUNICATION

Where Is the Star?

LLD 4 ALPHABETIC KNOWLEDGE

Ask "where" questions and play hide-and-seek with a star and /s/ sound.

SORTING & SHAPES

Space Lotto

★ MR 6 CLASSIFICATION

Practice finding matching colors, shapes and images.

SOUNDS & SIGNS

Letter S Song

CA 2 DANCE & MOVEMENT

Listen for the letter S and dance around the Letter Card.

STICKER ART

Twinkle Stickers

PD 2 FINE MOTOR

Use visual scanning to identify and match a specifically named sticker.





FAMILY NEWSLETTER


OUR WEEK WITH

Up in Space

experience
toddler

TOGETHER
TIME

This week, let's read books about space. Find this one at your library or on YouTube:



Roaring Rockets
by Tony Mitton & Ant Parker

Toss a Rocket

What?


In the story of the week, we read a counting book as we followed a rocket around space. Find a ball and try to roll it onto paper plates.

How?

Invite your child to explore rolling or tossing a ball toward a plate. Encourage your child to chase after the ball, pick it up and put it on the plate. Pretend the ball is a rocket ship and the plate is a planet.

Why?

This activity develops gross motor skills to help your child coordinate arm and leg movements. Tossing, aiming and catching balls help build motor- and problem-solving skills.



Up in Space Calendar



language & literacy

math & reasoning

music & movement

art & drama

LESSON 1

COMMUNICATION

Rock Letters

★ LLD 7 WRITING

Explore the /r/ sound while looking at the Letter Card: R and photos.

SENSORY PLAY

Roll a Planet

PD 2 FINE MOTOR

Play with dough and roll it into planets.

COORDINATION

Rocket Pose

PD 1 GROSS MOTOR

Do the Yoga pose during the song to improve balance, flexibility and strength.

STICKER ART

Planet Stickers

PD 2 FINE MOTOR

Practice the pincer grip by peeling off stickers and decorating a Story Scene.

LESSON 2

BOOK DISCOVERY

Count & Read with Me

LLD 5 CONCEPTS OF PRINT

Explore the book and how to hold it right-side up. Use the pictures as clues to what is happening in the story.

SORTING & SHAPES

Planet Word Building

★ LLD 4 ALPHABETIC KNOWLEDGE

Listen to a word and find the matching cards.

GROUP DANCE

Shine Color Stars

LLD 1 LISTENING

Listen for the color word(s) as the song plays and hold up the colored paper strip.

DRAMATIC PLAY

My Rocket

PD 2 FINE MOTOR

Strengthen fine motor coordination by assembling a rocket prop.

LESSON 3

ACTIVE LISTENING

Fingers in Space

LLD 1 LISTENING

Show and count fingers along with the counting book.

NUMBER PLAY

Counting Blast-Off

MR 1 NUMBER SENSE

Practice counting aloud before a "rocket launch."

CREATIVE MOVEMENT

Moon Rocks

CA 1 MUSIC

Explore using shaker instruments for specific words in the song.

PAINTING

Swirling Neptune

★ CA 3 VISUAL ARTS

Explore using a ball as a painting tool.



LESSON 4

STORY PLAY

I'm in Space

LLD 5 CONCEPTS OF PRINT

Make conversation between the Story Pieces and child photos to role-play being in the story.

MEASURE WITH ME

Rocketship to Saturn

★ SED 3 ATTENTION & PERSISTENCE

Create a large shape by using many small shapes.

RHYTHM PATTERNS

Blast Off!

SED 2 SELF-REGULATION

Listen for key words and respond to the song by jumping up.

COLORING

Letter R

PD 2 FINE MOTOR

Explore standing and coloring in the letter R and pictures that begin with the /r/ sound.

LESSON 5

PICTURES & LETTERS

Block Planets

LLD 1 LISTENING

Stack a block on each planet Story Piece when it is mentioned in the read-aloud.

LIFE SKILLS

Big Breath Rocket Pose

SED 2 SELF-REGULATION

Practice strategies for cooling down and breathing.

SOUNDS & SIGNS

Run, Run Rattlesnake

SED 3 ATTENTION & PERSISTENCE

Sign the words "rattle" and "run" while listening to a song. Talk about safety.

COLLAGING

Galaxy of Letters

★ LLD 7 WRITING

Strengthen fine motor coordination by holding a stamper and using it to make a picture.