





























QUICK PEEK: MATERIALS INTRODUCED THIS WEEK






























Many games, projects and art supplies are included in the Daily Discovery Bags. Use this chart to see which hands-on materials are featured day-by-day.



		COMMUNITY CHALLENGE	LANGUAGE/LITERACY	MATH AND REASONING	CREATIVE ARTS	MUSIC AND MOVEMENT		
LESSON 1	 <p>SNOWFLAKES Rain forms in all sorts of clouds, but snow only forms in really cold ones. In extremely cold temperatures, air turns to ice in clouds; how the ice bounces around in the cloud determines if the snow falls as little pebbles of ice or as snowflakes. A snowflake has 6 sides and each is unique.</p>	<p>Falling Snowflakes SED 4 Social Relationships</p>	<p>Shimmery Nametags LLD 7 Writing</p> 	<p>Crystal Building ★ MR 3 Shapes</p> 	<p>Hanging Snowflake MR 2 Spatial Awareness</p> 	<p>Snowflakes Falling CA 2 Dance & Movement</p> 	<p>Designing Snowflakes CA 3 Visual Arts</p> 	<p>A Snowy Day for Owl LLD 6 Reading Comprehension</p> 
LESSON 2	 <p>SNOWMAN We can pack snow together to make art. Snowballs can be stacked to make a snowman and we can dress them up in different ways to look like people or animals. Snowballs are rolled on the ground to create a sphere shape.</p>	<p>Dress a Snow Friend PD 4 Personal Care</p>	<p>Icy Letter I LLD 4 Alphabetic Knowledge</p> 	<p>Snowman Measure MR 4 Measurement</p>	<p>Snowman Names ★ LLD 7 Writing</p> 	<p>Build a Snowman CA 1 Music</p>	<p>Snow Cloud Dough SED 4 Social Relationships</p> 	<p>Snowballs LLD 6 Reading Comprehension</p> 
LESSON 3	 <p>ICICLES Icicles are formed when snow starts to melt and drip off rooftops or other ledges. They can grow in length by melting, then freezing again. The ends of icicles can be sharp and dangerous.</p>	<p>Growing Icicles SED 4 Social Relationships</p>	<p>Snow Cover LLD 2 Communication</p> 	<p>Sizing Icicles MR 4 Measurement</p> 	<p>Torn Icicles PD 2 Fine Motor</p> 	<p>Dripping Icicles ★ PD 1 Gross Motor</p>	<p>Salt & Ice Experiment SCI 2 Natural & Earth Science</p> 	<p>Snow LLD 6 Reading Comprehension</p> 
LESSON 4	 <p>IGLOOS An igloo is a shelter built out of snow blocks. Some people build igloos to protect themselves from the cold. Even if it is very cold outside, the inside of an igloo can be warmed to safe temperatures from body heat alone.</p>	<p>Icy Feelings ★ SED 2 Self-Regulation</p>	<p>Letter Ice LLD 7 Writing</p>	<p>Roll & Build MR 6 Classification</p>	<p>Igloo Blocks MR 2 Spatial Awareness</p> 	<p>Ice Castle CA 2 Dance & Movement</p>	<p>Igloo Building MR 2 Spatial Awareness</p> 	<p>Sweetest Kulu LLD 6 Reading Comprehension</p> 
LESSON 5	 <p>FREEZING & MELTING Liquids can change to solids and solids can change to liquids. Water freezes if it gets cold enough, then melts when it warms up. In the winter, the environment is cold and water freezes.</p>	<p>Melting Ice Bag SED 4 Social Relationships</p>	<p>Icy Journal ★ LLD 7 Writing</p> 	<p>Counting Icicles MR 1 Number Sense</p>	<p>Dripping Water PD 2 Fine Motor</p> 	<p>Freeze and Melt CA 2 Dance & Movement</p>	<p>Melting Ice Experiment SCI 4 Technology</p> 	<p>Freezing and Melting LLD 6 Reading Comprehension</p> 


QUICK PEEK: MATERIALS INTRODUCED THIS WEEK






























Many games, projects and art supplies are included in the Daily Discovery Bags. Use this chart to see which hands-on materials are featured day-by-day.

		COMMUNITY CHALLENGE	LANGUAGE/LITERACY	MATH AND REASONING	CREATIVE ARTS	MUSIC AND MOVEMENT	SEE NUMBER RESOURCES FOR PRINTABLE POSTERS STEAM STATIONS	BOOKS ARE NOT INCLUDED, FIND AT LIBRARY RECOMMENDED BOOKS	
LESSON 6		MOUNTAIN HIKING We can hike on a trail. Sometimes we use a map to show landmarks and where to go. During a hike you might see some animals with big feet, trees at the bottom of a mountain or shrubs near the top. The weather on a mountain can change quickly, so it is important to be safe and ready to find shelter.	We're Going on a Hike! PD 1 Gross Motor	Hiking Map SS 3 Geography 	Trail Patterns MR 5 Patterns 	Mountain Peak CA 3 Visual Arts 	Hiking Up & Down PD 1 Gross Motor 	Exploring Avalanches SCI 3 Physical Science 	Hike LLD 6 Reading Comprehension 
LESSON 7		SPRUCE TREE Spruce trees grow very tall and have needles like a pine tree. When lumberjacks cut down a tree they might yell "Timber!" when it's falling. Spruce trees are found growing along the edge of the tundra and as the temperature gets warmer, these trees grow more quickly.	Timber! ★ PD 3 Safety	Tree Letters LLD 7 Writing 	Pinecone Measure MR 6 Classification 	Painting with Pinecones CA 3 Visual Arts 	Big Spruce Tree CA 1 Music	Pine Brushes SCI 4 Technology 	Penguin and Pinecone LLD 6 Reading Comprehension 
LESSON 8		TREE LINE The tree line is where trees stop growing on a mountaintop. Trees cannot survive past a certain point on a mountain because it is either too cold or there is not enough oxygen to support the growing trees.	Build a Tree Line MR 7 Logic & Reasoning	Letter Lines LLD 7 Writing	Plant a Forest MR 5 Patterns 	Van Gogh ★ Painting CA 3 Visual Arts 	Mountain Trees CA 1 Music	Lines & Strings PD 2 Fine Motor 	Peppa Pig and the Day at Snowy Mountain LLD 6 Reading Comprehension 
LESSON 9		MOUNTAINTOP Mountains are big and old. The top of a mountain is called the summit. People pack specific things in their packs when hiking up a mountain. The highest mountain peak in the world is Mount Everest in Nepal.	Honesty Above All SED 4 Social Relationships	T Is for Top ★ LLD 4 Alphabetic Knowledge 	Hike to the Top MR 1 Number Sense 	Mountain Sunset PD 2 Fine Motor 	Climb the Mountain LLD 1 Listening	Assembling Packs CA 3 Visual Arts 	I See the Sun in Nepal LLD 6 Reading Comprehension 
LESSON 10		SKIING Skiing is a winter sport and also a means of transportation. People use skis to move through snow and go down a hill. To be safe when skiing, it is important to wear a helmet and control your speed.	Help a Skier SED 2 Self-Regulation	Winter Pictures ★ LLD 7 Writing 	Ski Ramp MR 7 Logic & Reasoning	Skis PD 1 Gross Motor 	In the Snow CA 2 Dance & Movement	Ski Ramp SCI 3 Physical Science 	The Mitten LLD 6 Reading Comprehension 

QUICK PEEK: MATERIALS INTRODUCED THIS WEEK

Many games, projects and art supplies are included in the Daily Discovery Bags. Use this chart to see which hands-on materials are featured day-by-day.



		COMMUNITY CHALLENGE	LANGUAGE/LITERACY	MATH AND REASONING	CREATIVE ARTS	MUSIC AND MOVEMENT		
LESSON 11	 <p>PENGUIN Penguins live in the Southern Hemisphere. There are penguins in New Zealand, South Africa, and along the Antarctic coastline. They have feathers and blubber to keep them warm. Penguins move by waddling around. Father penguins sit on and protect eggs.</p>	<p>My Penguin LLD 7 Writing</p>	<p>Papa Penguin's Eggs LLD 4 Alphabetic Knowledge</p> 	<p>Iceberg Building MR 1 Number Sense</p>	<p>Penguin Puppet CA 4 Drama</p> 	<p>Penguin Huddle CA 2 Dance & Movement</p> 	<p>Save the Egg SCI 3 Physical Science</p> 	<p>Penry's Great Adventure LLD 6 Reading Comprehension</p> 
LESSON 12	 <p>POLAR BEAR Polar bears live in the Northern Hemisphere. There are polar bears in Canada, Russia, the United States, Greenland and Norway. They have thick skin, so they don't get cold. Although they appear white, their fur is actually colorless. Polar bears can grow very large. They eat fish and seals.</p>	<p>Polar Bear Feelings SED 4 Social Relationships</p> 	<p>Arctic Stories LLD 7 Writing</p> 	<p>Polar Bear Jump MR 1 Number Sense</p>	<p>Polar Bear Mask CA 4 Drama</p> 	<p>Baby Polar Bear CA 2 Dance & Movement</p>	<p>Floating Icebergs ★ SCI 3 Physical Science</p> 	<p>Polar Bear, Polar Bear, What Do You Hear? LLD 6 Reading Comprehension</p> 
LESSON 13	 <p>YAK Yaks are large animals that have horns on their heads. Some yaks carry heavy loads/packs for people as they walk up a mountain. Yaks love to eat grass. They live in Southern Central Asia in countries such as Tibet, Mongolia and Russia.</p>	<p>Yak Journey SS 1 Culture & Community</p>	<p>Arctic Animal Bingo MR 6 Classification</p> 	<p>Arctic Puzzle MR 2 Spatial Awareness</p> 	<p>Yak Sack MR 4 Measurement</p> 	<p>Pack Your Yak PD 1 Gross Motor</p>	<p>Measuring Mountains MR 4 Measurement</p> 	<p>Yak and Dove LLD 6 Reading Comprehension</p> 
LESSON 14	 <p>SNOW LEOPARD Snow leopards are an endangered species. They can quickly move by leaping from place to place. Their fur has unique patterns and spots on it. They live high in the mountains of Central Asia in countries such as China, Nepal, India, Mongolia and Russia.</p>	<p>Leaping Leopards SED 1 Self-Awareness</p>	<p>P Is for Polka Dot LLD 7 Writing</p> 	<p>Measure My Leap! MR 4 Measurement</p>	<p>Snow Leopards ★ MR 2 Spatial Awareness</p> 	<p>Lovely Leopard CA 2 Dance & Movement</p>	<p>Sewing Fur PD 2 Fine Motor</p> 	<p>Snow Leopard LLD 6 Reading Comprehension</p> 
LESSON 15	 <p>ARCTIC FOX Arctic foxes have white fur that blends in with the snow. They live in burrows and like to eat berries. They have a great sense of smell and exceptional hearing.</p>	<p>Hidden Foxes SED 4 Social Relationships</p>	<p>What Does Arctic Fox See? LLD 5 Concepts of Print</p> 	<p>Foxes & Berries MR 1 Number Sense</p> 	<p>Arctic Foxes ★ CA 3 Visual Arts</p> 	<p>Fox Song CA 1 Music</p>	<p>Hidden Fox LLD 7 Writing</p> 	<p>Animals of the Arctic Tundra LLD 6 Reading Comprehension</p> 

QUICK PEEK: MATERIALS INTRODUCED THIS WEEK

Many games, projects and art supplies are included in the Daily Discovery Bags. Use this chart to see which hands-on materials are featured day by day.

SEE NUMBER RESOURCES FOR PRINTABLE POSTERS

BOOKS ARE NOT INCLUDED, FIND AT LIBRARY

		COMMUNITY CHALLENGE	LANGUAGE/LITERACY	MATH AND REASONING	CREATIVE ARTS	MUSIC AND MOVEMENT		RECOMMENDED BOOKS
LESSON 16	<p>ARCTIC GEAR Arctic gear is clothing that keeps you warm in the freezing cold. To protect yourself, you need special hats, boots, mittens, coats and jackets. Some people make their own clothes by sewing.</p>	<p>Mitten Search SED 4 Social Relationships</p>	<p>Letter in the Hat LLD 3 Phonological Awareness</p>	<p>Arctic Gear Designs ★ MR 3 Shapes</p>	<p>Sewing Mittens PD 2 Fine Motor</p>	<p>Hat, Jacket, Gloves and Boots CA 1 Music</p>	<p>Knot-Making PD 2 Fine Motor</p>	<p>The Jacket I Wear in the Snow PD 4 Personal Care</p>
LESSON 17	<p>NORTH POLE The North Pole is the topmost part of the world. The bottom of the world is called the South Pole. The North Pole is very cold and icy. Winter is long and dark in the north. Sometimes the Aurora Borealis lights up the sky.</p>	<p>North, North, Pole! SS 3 Geography</p>	<p>Snowman Tops & Bottoms LLD 2 Communication</p>	<p>Ice Cube Math MR 1 Number Sense</p>	<p>My Postcard LLD 7 Writing</p>	<p>Winter Waltz CA 2 Dance & Movement</p>	<p>Blubber Glove ★ SCI 4 Technology</p>	<p>Harold at the North Pole LLD 6 Reading Comprehension</p>
LESSON 18	<p>ARCTIC SHELTER You need shelter in arctic conditions because of the dangerous cold and wind. Some people stay in a tent or build an igloo. Animals build burrows or dens for shelter.</p>	<p>Snow Shelter SED 4 Social Relationships</p>	<p>Can You Come In? LLD 7 Writing</p>	<p>Inuit Art Sculpture ★ SS 1 Culture & Community</p>	<p>Penguin's Shelter MR 4 Measurement</p>	<p>Ice Block Rhythm CA 1 Music</p>	<p>Ice House SED 3 Attention & Persistence</p>	<p>The Three Snow Bears LLD 6 Reading Comprehension</p>
LESSON 19	<p>ARCTIC TRANSPORTATION There are many ways to move around in the Arctic: snowshoes, dog sleds, boats, big trucks, etc. When walking in snowshoes you have to lift your knees as if marching. Different types of transportation leave different tracks.</p>	<p>Through the Snow PD 1 Gross Motor</p>	<p>Rhyming Trucks LLD 7 Writing</p>	<p>Dog Sled Pull PD 1 Gross Motor</p>	<p>Snow Tracks CA 3 Visual Arts</p>	<p>This Is the Way We Sled ★ PD 1 Gross Motor</p>	<p>Snowshoe Design CA 3 Visual Arts</p>	<p>Mama, Do You Love Me? LLD 6 Reading Comprehension</p>
LESSON 20	<p>ICEBERG Icebergs are large pieces of ice floating in water. They are usually in the North or South Pole. They can break into pieces.</p>	<p>Count the Icebergs MR 1 Number Sense</p>	<p>Where's the Polar Bear? ★ LLD 1 Listening</p>	<p>Icy Blocks MR 2 Spatial Awareness</p>	<p>My Portfolio LLD 7 Writing</p>	<p>Arctic Air CA 1 Music</p>	<p>Melting Icebergs SCI 2 Natural & Earth Science</p>	<p>Icebergs, Ice Caps, and Glaciers LLD 6 Reading Comprehension</p>