




































QUICK PEEK: MATERIALS INTRODUCED THIS WEEK























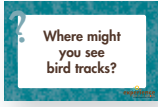







Many games, projects and art supplies are included in the Daily Discovery Bags. Use this chart to see which hands-on materials are featured day by day.

			COMMUNITY CHALLENGE	LANGUAGE/ LITERACY	MATH AND REASONING	CREATIVE ARTS	MUSIC AND MOVEMENT	STEAM STATIONS <small>SEE MEMBER RESOURCES FOR PRINTABLE POSTERS</small>	RECOMMENDED BOOKS <small>BOOKS ARE NOT INCLUDED, FIND AT LIBRARY</small>
LESSON 1		<b>NEST</b> Birds build nests to have a place for their eggs to hatch, though not all bird species build nests. Most hatchlings do not stay in the nest for very long, though bald eagle chicks (eaglets) stay in their nests for almost 100 days.	<b>Fly Around the Nest</b> SED 4 Social Relationships	<b>Who's in the Nest?</b> LLD 7 Writing 	<b>Stick &amp; Feather Nests</b> MR 1 Number Sense 	<b>Nest ★</b> PD 2 Fine Motor 	<b>In the Nest</b> PD 1 Gross Motor 	<b>Nest Building</b> MR 7 Logic & Reasoning 	<b>Mama Built a Little Nest</b> LLD 6 Reading Comprehension 
LESSON 2		<b>EGG</b> Eggs come in many different shapes but the oval-shaped eggs are the most common. The colors of bird eggs range from white to blue, green, ivory, tan, beige, gray, red or orange.	<b>White Eggs</b> SED 4 Social Relationships 	<b>Egg Alphabet</b> LLD 4 Alphabetic Knowledge 	<b>Jumping Eggs</b> MR 1 Number Sense 	<b>Egg ★</b> PD 2 Fine Motor 	<b>Sit on Your Egg</b> PD 1 Gross Motor 	<b>Egg Hunt</b> MR 7 Logic & Reasoning 	<b>Whose Egg?</b> LLD 6 Reading Comprehension 
LESSON 3		<b>HATCHLING</b> Chicks can take up to 24 hours to hatch. They have a lump on their top beak called an "egg tooth" to help them break the shell and push out. Breaking out of the shell is called "pipping."	<b>What Would You Do?</b> SED 2 Self-Regulation	<b>Crack a K! ★</b> LLD 4 Alphabetic Knowledge 	<b>Egg Drop</b> MR 1 Number Sense 	<b>Baby Bird Pet</b> SCI 2 Natural & Earth Science 	<b>Hatchling Song</b> CA 1 Music 	<b>Egg Hatching</b> SCI 2 Natural & Earth Science 	<b>Hello Bird</b> LLD 6 Reading Comprehension 
LESSON 4		<b>BIRD FOOD</b> Most birds eat fruit, plants, seeds, insects and other small animals. Birds don't have any teeth so their bodies have to digest their food whole.	<b>Eating Worms</b> SS 1 Culture & Community	<b>Seed Writing ★</b> LLD 7 Writing 	<b>Where's the Bird?</b> MR 2 Spatial Awareness 	<b>Squirmy Worms</b> LLD 4 Alphabetic Knowledge 	<b>Need Some Seed</b> CA 4 Drama 	<b>Bird Food</b> SCI 1 Investigation & Inquiry 	<b>There Is a Bird on Your Head</b> LLD 6 Reading Comprehension 
LESSON 5		<b>LEARNING TO FLY</b> Birds have bones that are hollow on the inside like straws. This makes their bones extremely light and helps them to fly. Birds are able to protect themselves from land predators by flying.	<b>Jump for Food</b> SED 1 Self-Awareness	<b>My Little Journal</b> LLD 7 Writing 	<b>Feather Drop ★</b> MR 1 Number Sense 	<b>Dancing Dove</b> CA 2 Dance & Movement 	<b>Funny Wings</b> CA 2 Dance & Movement	<b>Birds in Flight</b> SCI 3 Physical Science 	<b>Flap Your Wings</b> LLD 6 Reading Comprehension 



QUICK PEEK: MATERIALS INTRODUCED THIS WEEK












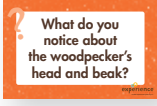



















Many games, projects and art supplies are included in the Daily Discovery Bags. Use this chart to see which hands-on materials are featured day by day.

		COMMUNITY CHALLENGE	LANGUAGE/ LITERACY	MATH AND REASONING	CREATIVE ARTS	MUSIC AND MOVEMENT	SEE MEMBER RESOURCES FOR PRINTABLE POSTERS <b>STEAM STATIONS</b>	BOOKS ARE NOT INCLUDED, FIND AT LIBRARY <b>RECOMMENDED BOOKS</b>	
LESSON 6		<b>HEAD &amp; BEAK</b> Not all birds' beaks are the same. For example, eagles, owls and other meat-eating birds have curved beaks while woodpeckers have strong pointed beaks to drill into wood and find food.	<b>If You're Hungry and You Know It</b> SED 1 Self-Awareness	<b>Bird Vision</b> LLD 1 Listening 	<b>Bird Mix-Up</b> ★ MR 2 Spatial Awareness 	<b>Bird Beak</b> CA 4 Drama 	<b>Bird Eyes</b> CA 4 Drama 	<b>Digging for Food</b> SCI 4 Technology 	<b>Tummy Trouble</b> LLD 6 Reading Comprehension 
LESSON 7		<b>BODY</b> Birds are warm-blooded. This means they have a fairly high body temperature that does not change much and is not affected by the surrounding temperature. They often puff up their bodies and feathers to show off their authority or to appear threatening to predators.	<b>I'm Special!</b> SED 1 Self-Awareness	<b>Feathered Letters</b> SED 3 Attention & Persistence 	<b>Feather Measure</b> ★ MR 4 Measurement 	<b>Bird Body Pillow</b> PD 2 Fine Motor 	<b>Bird Part Dance</b> LLD 1 Listening	<b>Building Bird Bodies</b> MR 7 Logic & Reasoning 	<b>Fine Feathered Friends</b> LLD 6 Reading Comprehension 
LESSON 8		<b>WING</b> Birds have hollow forelimbs that are covered with feathers called wings. All birds have feathers and wings, though not all wings are used for flight. A penguin is an example of a flightless bird.	<b>Fly Together</b> ★ SED 1 Self-Awareness	<b>Fly Away</b> LLD 5 Concepts of Print 	<b>Feather Sort</b> MR 5 Patterns 	<b>Wing</b> CA 3 Visual Arts 	<b>Bird Wing Dance</b> PD 1 Gross Motor	<b>Kite Flying</b> SCI 2 Natural & Earth Science 	<b>Feathers for Lunch</b> LLD 6 Reading Comprehension 
LESSON 9		<b>FEET &amp; CLAWS</b> Birds are bipedal animals. They have two feet and can stand, walk, and run. Birds use their feet for multiple reasons such as grasping prey, perching, hopping, waddling and swimming.	<b>Hop with Your Feet</b> SED 2 Self-Regulation	<b>Bird Claws</b> ★ LLD 4 Alphabetic Knowledge	<b>Hexagon Tracks</b> MR 3 Shapes 	<b>Letter M Tracks</b> LLD 4 Alphabetic Knowledge 	<b>Bird Feet Beat</b> SED 4 Social Relationships	<b>Bird Tracks</b> SCI 1 Investigation & Inquiry 	<b>I Wish That I Had Duck Feet</b> LLD 6 Reading Comprehension 
LESSON 10		<b>TAIL</b> Tail feathers can move and spread. They are used to help steer a bird in flight and when landing.	<b>Connecting Tails</b> SED 4 Social Relationships	<b>Pin the Tail on the Bird</b> LLD 2 Communication 	<b>Longest Tail</b> MR 4 Measurement 	<b>Bird Tails</b> CA 3 Visual Arts 	<b>Shake Your Tail Feathers</b> ★ PD 1 Gross Motor	<b>Tails</b> MR 7 Logic & Reasoning 	<b>Birds from Head to Tail</b> LLD 6 Reading Comprehension 



QUICK PEEK: MATERIALS INTRODUCED THIS WEEK





























Many games, projects and art supplies are included in the Daily Discovery Bags. Use this chart to see which hands-on materials are featured day by day.

			COMMUNITY CHALLENGE	LANGUAGE/ LITERACY	MATH AND REASONING	CREATIVE ARTS	MUSIC AND MOVEMENT	STEAM STATIONS <small>SEE MEMBER RESOURCES FOR PRINTABLE POSTERS</small>	RECOMMENDED BOOKS <small>BOOKS ARE NOT INCLUDED, FIND AT LIBRARY</small>
LESSON 11		<b>BLUEBIRD</b> Bluebirds can often be found on trees or fences. They have round bellies, long wings and short legs. Bluebirds have incredible vision and can spot an insect on the ground 60 feet away.	<b>The Bluebird's in the Nest</b> SED 3 Attention & Persistence	<b>Bluebird Book</b> LLD 7 Writing 	<b>Bird Patterns</b> MR 5 Patterns 	<b>Bluebird Collage</b> ★ MR 3 Shapes 	<b>Bluebird Blue</b> SCI 3 Physical Science 	<b>Bluebird House</b> MR 7 Logic & Reasoning 	<b>When Blue Met Egg</b> LLD 6 Reading Comprehension 
LESSON 12		<b>WOODPECKER</b> Woodpeckers are best known for their loud hammering pecks. They use their beaks to peck and dig under bark to find carpenter ants, beetle larvae and other insects. They generally lay four eggs at a time, which take about two weeks to hatch.	<b>Follow the Pecks</b> ★ LLD 3 Phonological Awareness	<b>Wooden Xs</b> LLD 4 Alphabetic Knowledge 	<b>Hungry Birds</b> MR 1 Number Sense 	<b>Woodpecker Oscillation Experiment</b> SCI 3 Physical Science 	<b>Woodpecker Rhythms</b> MR 5 Patterns 	<b>Pecking Marks</b> MR 5 Patterns 	<b>Woodpecker Wham!</b> LLD 6 Reading Comprehension 
LESSON 13		<b>EAGLE</b> Bald eagles build their nests at the very top of tall trees so the eggs will be safe. When they attack their prey, they swoop down up to 100 miles an hour. The eagle is the national bird of the United States.	<b>Eagle Song</b> SED 3 Attention & Persistence	<b>Eagle Dive</b> ★ PD 1 Gross Motor 	<b>Eagle's Nest</b> MR 3 Shapes 	<b>Dive for Xs</b> LLD 7 Writing 	<b>Eagle Soar</b> LLD 1 Listening 	<b>High Nests</b> MR 7 Logic & Reasoning 	<b>Hooray for Birds!</b> LLD 6 Reading Comprehension 
LESSON 14		<b>HUMMINGBIRD</b> Hummingbirds are the world's smallest bird. They sip nectar from flowers (red is their favorite color) and eat small insects such as aphids and spiders. Hummingbirds can fly sideways, backward, up and down. They can even hover in mid-air.	<b>Little Buzzing Hummingbirds</b> SED 4 Social Relationships	<b>Flying to Letters</b> LLD 4 Alphabetic Knowledge 	<b>Quick Wings</b> MR 3 Shapes 	<b>Hummingbird</b> ★ CA 3 Visual Arts 	<b>Hum the Hummingbird</b> PD 1 Gross Motor 	<b>Colorful Flowers</b> MR 7 Logic & Reasoning 	<b>Hummingbirds</b> LLD 6 Reading Comprehension 
LESSON 15		<b>CHICKADEE</b> Chickadees are known for their distinctive -dee call. There is a code to the number of -dees called by a chickadee . One -dee indicates that there is no threat, but five -dees at the end of the call could indicate there's a predator nearby.	<b>Danger Calls</b> PD 3 Safety	<b>Smart Birds</b> LLD 2 Communication 	<b>Two Chickadees</b> ★ MR 6 Classification 	<b>Listen &amp; Draw</b> LLD 2 Communication 	<b>Chickadee Hop</b> PD 1 Gross Motor 	<b>Bird Feeders</b> SCI 4 Technology 	<b>Have You Heard the Nesting Bird?</b> LLD 6 Reading Comprehension 



QUICK PEEK: MATERIALS INTRODUCED THIS WEEK

Many games, projects and art supplies are included in the Daily Discovery Bags. Use this chart to see which hands-on materials are featured day by day.

			COMMUNITY CHALLENGE	LANGUAGE/ LITERACY	MATH AND REASONING	CREATIVE ARTS	MUSIC AND MOVEMENT	SEE MEMBER RESOURCES FOR PRINTABLE POSTERS STEAM STATIONS	BOOKS ARE NOT INCLUDED, FIND AT LIBRARY RECOMMENDED BOOKS
LESSON 16		<b>OSTRICH</b> The ostrich is the world’s largest bird. This flightless bird has a long neck, sturdy legs and a bulky body covered with feathers. It cannot fly but can run extremely fast. Ostriches lay the largest eggs in the world.	<b>Ask an Ostrich</b> SED 3 Attention & Persistence	<b>Ostrich Food</b> LLD 3 Phonological Awareness	<b>Big Bird, Big Egg</b> MR 4 Measurement 	<b>Ostrich</b> ★ PD 2 Fine Motor 	<b>Ostrich Eyes</b> PD 1 Gross Motor 	<b>Sink or Float Eggs</b> SCI 1 Investigation & Inquiry 	<b>Undercover Ostrich</b> LLD 6 Reading Comprehension 
LESSON 17		<b>PENGUIN</b> Penguins are also flightless birds. They have adapted flippers to help them swim in the water. Penguins spend around half their time in water and the other half on land. Their body is built for swimming, their average speed in the water being about 15 miles per hour.	<b>Penguin Marching</b> SED 4 Social Relationships	<b>Hug a Penguin</b> LLD 3 Phonological Awareness 	<b>Snowy Shapes</b> ★ MR 3 Shapes	<b>Penguin Puppet</b> CA 3 Visual Arts 	<b>Waddle Dance</b> CA 2 Dance & Movement	<b>Frozen Penguin Eggs</b> SCI 3 Physical Science 	<b>Penguin Chick</b> LLD 6 Reading Comprehension 
LESSON 18		<b>BLUE CRANE</b> Blue cranes live in South Africa in the dry grasslands. These birds have a relatively short pink bill and dark brown eyes. Blue cranes are primarily vegetarian and eats small bulbs, seeds and roots.	<b>Blue &amp; Tall</b> SED 1 Self-Awareness	<b>Hidden in the Grasslands</b> LLD 4 Alphabetic Knowledge	<b>1 Egg, 2 Eggs</b> ★ MR 1 Number Sense 	<b>Strong Nest</b> LLD 7 Writing 	<b>Blue Crane Dance</b> SED 4 Social Relationships	<b>Blue Crane Nest</b> SCI 2 Natural & Earth Science 	<b>Birds</b> LLD 6 Reading Comprehension 
LESSON 19		<b>PEACOCK</b> Peacocks are known for their colorful feather display. Their long tails, called “trains,” can reach up to six feet long. A male is called a peacock and a female is called a peahen. Babies are called peachicks. Peacocks make loud screeching sounds.	<b>Proud Peacock</b> SED 1 Self-Awareness	<b>Would You Rather?</b> LLD 2 Communication 	<b>Peacock Feathers</b> ★ MR 1 Number Sense 	<b>Peacock Mask</b> CA 4 Drama 	<b>Peacock Dance</b> PD 1 Gross Motor	<b>Build a Tail</b> SCI 2 Natural & Earth Science 	<b>Flora and the Peacocks</b> LLD 5 Concepts of Print 
LESSON 20		<b>BIRDWATCHING</b> Birdwatching or “birding” is a hobby for people who enjoy watching birds outside. Birdwatchers observe wild birds in their natural habitats to learn more about their behavior patterns.	<b>The Little Bird</b> ★ SED 1 Self-Awareness 	<b>I Spy Birds</b> LLD 2 Communication 	<b>Bird Movements</b> MR 1 Number Sense 	<b>My Portfolio</b> SED 1 Self-Awareness 	<b>Guess Which Bird</b> CA 2 Dance & Movement	<b>Birdwatcher</b> SCI 4 Technology 	<b>Bird Count</b> LLD 6 Reading Comprehension 