



FAMILY NEWSLETTER

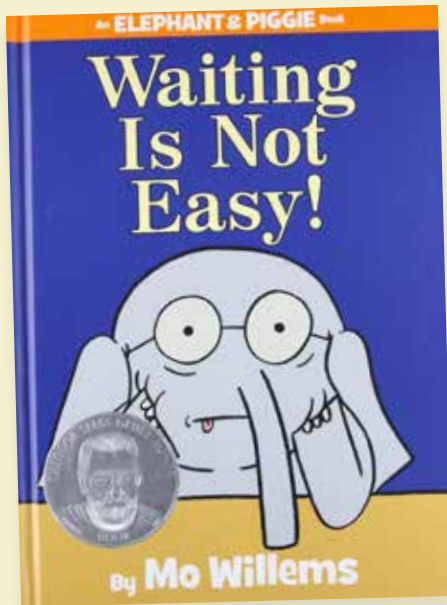
OUR WEEK WITH

Bear Waits for Morning

experience
toddler

TOGETHER TIME

This week, let's read books about patience. Find this one at your library or on YouTube:



Waiting Is Not Easy!
by Mo Willems

Dream Drawings

What?

In the story of the week at school, Bear wakes up early and can't fall back asleep. He knows it is too early to get up, so he thinks about all the fun things he can do after the sun comes up. Draw pictures with your children of things they like to do.

How?

Ask your child what they like to do. You may need to ask yes/no questions such as "Do you like to play on the slide?" Then draw a picture for your child. Encourage them to draw on the paper with you.

Why?

This activity encourages communication and memory skills as your child recalls events and discussions that they enjoyed and participated in.





Bear Waits for Morning Calendar



experience
toddler

language & literacy

LESSON 1

ACTIVE LISTENING Hear & Draw

LLD 6 READING COMPREHENSION

Draw or scribble while listening to a read-aloud. Use the drawings to retell the story.

math & reasoning

NUMBER PLAY Counting Rectangles

MR 1 NUMBER SENSE

Count quantities by putting rectangles on counting cards.

music & movement

COORDINATION Wait for the Ball

PD 1 GROSS MOTOR

Explore tossing and catching a ball while the music plays.

art & drama

DRAMATIC PLAY Thunder Shaker

★ CA 1 MUSIC

Make a shaker and explore weather sounds like rain and thunder.

LESSON 2

BOOK DISCOVERY Waiting Book

LLD 5 CONCEPTS OF PRINT

Pretend to read books. Practice turning pages from front to back.

SENSORY PLAY Counting Hail

★ MR 1 NUMBER SENSE

Explore rolling dough into balls and counting the balls.

GROUP DANCE It's Time to Start Our Day

SED 3 ATTENTION & PERSISTENCE

Sit in a circle and practice passing a toy around the circle while the music plays.

COLLAGING Rectangle Collage

CA 3 VISUAL ARTS

Explore rectangle shapes and make a rectangle collage.

LESSON 3

COMMUNICATION Signing Rain

LLD 2 COMMUNICATION

Use the Signing Cards and practice the word signs in a mirror.

SORTING & SHAPES Spin a Rectangle

MR 6 CLASSIFICATION

Sort the foam shapes by color and size.

RHYTHM PATTERNS Tap the Yellow

CA 1 MUSIC

Tap yellow toys and other objects during the song.

PAINTING Painting Twisters

★ PD 2 FINE MOTOR

Paint with a tool such as a cotton swab.



LESSON 4

PICTURES & LETTERS Bear Roll

LLD 1 LISTENING

Roll a ball toward a Story Piece when it is named.

MEASURE WITH ME Strong House

★ MR 7 LOGIC & REASONING

Problem-solve and explore concepts of weight by using different nature supplies to make a house.

SOUNDS & SIGNS Rain Sign & Sing

CA 2 DANCE & MOVEMENT

Listen for the words "umbrella" and "rain." Sign the words to the music.

COLORING Rainbow Colors

PD 2 FINE MOTOR

Color a rainbow on a flat surface.

LESSON 5

STORY PLAY Where Is Bear?

LLD 6 READING COMPREHENSION

Identify the characters in a story. Hold a character Story Piece and look for it in the book.

LIFE SKILLS Sink or Float?

★ SCI 1 INVESTIGATION & INQUIRY

Investigate objects in water and which ones sink or float.

CREATIVE MOVEMENT Mister Sun Freestyle

CA 2 DANCE & MOVEMENT

Dance in personal space in a toy hoop. Pause the music and run to another hoop.

STICKER ART Bear Waits on My Knee

PD 4 PERSONAL CARE

Name body parts while applying stickers on knee, feet and other parts.





FAMILY NEWSLETTER

OUR WEEK WITH

Snack Seasons

TOGETHER TIME

Apple Snack Plate

What?

In the story of the week, a mouse follows paths while looking for an apple snack. It discovers that the apple tree first needs leaves, then flowers and the flower finally becomes an apple. Make your own apple snack today!

How?

Invite your child to explore an apple before you cut it up into slices. After you cut it, show them the inside. Talk about the parts for the apple, e.g., skin, flesh and seeds.

Why?

Your child will be curious about nature when you show excitement. By taking time to investigate the foods you eat, your child will learn inquiry and investigation skills needed for science discovery.



Skip Through the Seasons
by Stella Blackstone



Follow the Path Snack Season



experience
toddler



language & literacy

math & reasoning

music & movement

art & drama

LESSON 1

ACTIVE LISTENING Mouse's Path

SED 3 ATTENTION & PERSISTENCE

Listen for "mouse" and practice sign lanugage.

SESNORY PLAY Shape Tree

PD 2 FINE MOTOR

Find a shape link in the dough and match it to a similar shape link.

COORDINATION Be Patient

CA 2 DANCE & MOVEMENT

Use listening skills while dancing and touch the sticker each time the word "patient" is sung.

COLLAGING Leaf Creatures

★ MR 2 SPATIAL AWARENESS

Arrange a variety of shapes on the paper to create an animal out of leaves.

LESSON 2

BOOK DISCOVERY Snack Book

LID 5 CONCEPTS OF PRINT

Develop book-handling skills by following text from left to right.

LIFE SKILLS Mouse Paths

LID 7 WRITING

Explore writing in dirt and making mouse trails.

CREATIVE MOVEMENT Shine a Light

★ LID 3 PHONOLOGICAL AWARENESS

Dance around letter cards and shine lights on a letter.

DRAMATIC PLAY Apple Picking

CA 4 DRAMA

Make a basket and pretend to pick apples.



LESSON 3

COMMUNICATION U Block Path

LID 4 ALPHABETIC KNOWLEDGE

Talk about the urchin on the Letter Card: U, then put blocks on a masking tape letter U.

NUMBER PLAY How Many Are Sleeping?

★ MR 1 NUMBER SENSE

Count quantities with playdough balls.

RHYTHM PATTERNS Rectangle in the Air

CA 1 MUSIC

Dance expressively to the music.

PAINTING Tree Branch Painting

CA 3 VISUAL ARTS

Create designs by dipping a soufflé cup in paint and stamping it on a tree branch page.



LESSON 4

PICTURES & LETTERS Trace the Mouse Path

LID 4 ALPHABETIC KNOWLEDGE

Practice identifying own name.

SORTING & SHAPES Moving Animals

★ SS 3 GEOGRAPHY

Take turns carrying an animal card along a path, then matching it to the same animal card at the end of the path.

GROUP DANCE Dance to Yellow

PD 1 GROSS MOTOR

Dance with a partner. Hold hands and move together to yellow or orange papers on different walls.

COLORING Letter U

LID 7 WRITING

Strengthen fine motor and pencil control by tracing the letter U. Retrace the path in different colors.

LESSON 5

STORY PLAY From Flowers to Apples

LID 6 READING COMPREHENSION

Listen actively and hold up the Story Piece when a character is named during a read-aloud.

MEASURE WITH ME More or Less?

★ MR 7 LOGIC & REASONING

Explore concepts of volume by scooping and pouring water between measuring cups.

SOUNDS & SIGNS Letter U Song

CA 2 DANCE & MOVEMENT

Listen for the letter U and dance around the letter card like little unicorns.

STICKER ART Apple Tree Stickers

PD 2 FINE MOTOR

Build eye-hand coordination by holding the sticker sheet with one hand and peeling off a sticker with the other/dominant hand.

FAMILY NEWSLETTER


OUR WEEK WITH

The Twelve Months

experience
toddler™



This week, let's read books about days and months. Find this one at your library or on YouTube:



The Very Hungry Caterpillar
by Eric Carle

TOGETHER

TIME

Car Ride Nature Sounds

What?

In the story of the week at school, we read and sang about the twelve months of the year. We made silly sounds to represent sounds we may hear in the summer, winter, fall and spring. What nature sounds can you make?

How?

While driving, name weather conditions and invite your child to help you make sounds related to that weather or season. For example, if you say "rainy," say, "drip, drop" together. If you say "cold," say, "Brrrrr!" together. Be silly and have fun!

Why?

This activity builds awareness about words that imitate sounds. Toddlers are able to recognize that letters and words can mimic sounds in their environments and nature.





The Twelve Months Calendar



LESSON 1

language & literacy

BOOK DISCOVERY Months Book

LID 5 CONCEPTS OF PRINT

Place a sticky note on each book page. Lift the flap and determine if a word or picture is hiding under it.

math & reasoning

SORTING & SHAPES Sunny Shapes

★ MR 5 PATTERNS

Arrange the shapes on the Shape Design Mats to make repeating patterns.

music & movement

COORDINATION Rectangle Path

PD 1 GROSS MOTOR

Dance and improve balance by walking heel-to-toe on a masking tape path. Step over toys on the line.

art & drama

COLLAGING Soft Clouds

MR 1 NUMBER SENSE

Explore pressing cotton balls onto the cloud to create a collage.

LESSON 2

PICTURES & LETTERS Windy Letter

★ LID 5 CONCEPTS OF PRINT

Explore the letter C and the /c/ sound.

SENSORY PLAY Raindrops & Sun Rays

PD 2 FINE MOTOR

Control the small muscles in the fingers by rolling out dough, then cutting shapes and placing them on a mat.

GROUP DANCE Lead the Day

SED 4 SOCIAL RELATIONSHIPS

Take turns being the movement leader during the song.

DRAMATIC PLAY Mister Sun Puppet

CA 4 DRAMA

Create a happy sun stick puppet. Explore feelings while singing and playing with the sun.

LESSON 3

STORY PLAY Hello & Goodbye Animals

LID 2 COMMUNICATION

Hide the Story Pieces one at a time under a bowl. Tell a story about why that character may be hiding.

LIFE SKILLS Heavy Clouds

★ SCI 1 INVESTIGATION & INQUIRY

Explore concepts of weather, e.g., clouds and rain, by playing with shaving cream on water.

RHYTHM PATTERNS Sit or Dance

LID 1 LISTENING

Follow directions by moving with the words and music.

COLORING Letter C

PD 2 FINE MOTOR

Explore coloring the letter C upside-down with one crayon at a time.

LESSON 4

COMMUNICATION Where Is Cat?

LID 4 ALPHABETIC KNOWLEDGE

Ask "where" questions, play hide-and-seek with a cat and explore the /c/ sound.

MEASURE WITH ME Long or Short Chain

MR 4 MEASUREMENT

Explore distances of long/short and near/far by measuring with links.

SOUNDS & SIGNS Letter C Song

LID 2 COMMUNICATION

Listen for camel and practice sign language.

PAINTING Tie-Dye Snowflake

★ SCI 3 PHYSICAL SCIENCE

Explore the effect of water on coffee filters decorated with markers.



LESSON 5

ACTIVE LISTENING Season Sounds

LID 1 LISTENING

Imitate the sounds heard in a read-aloud story.

NUMBER PLAY Counting Clouds

MR 1 NUMBER SENSE

Count cotton balls on numbered clouds.

CREATIVE MOVEMENT Drip Drop Rain

★ CA 1 MUSIC

Pound on a drum and explore rhythm.

STICKER ART Animal Sticker Match

PD 2 FINE MOTOR

Use visual scanning to identify and match a specific named sticker.




FAMILY NEWSLETTER

OUR WEEK WITH



Does a Bear Wear a Hat in the Winter?

This week, let's read books about weather. Find this one at your library or on YouTube:



Little Cloud
by Eric Carle

TOGETHER

TIME

Rectangle Walk

What?

In the story of the week, *Does a Bear Wear a Hat in the Winter?*, we learned that animals don't need extra clothes to survive the seasons. Throughout this week's adventure, go for walks, hunt for shapes and talk about weather conditions and temperatures.

How?

Go for a walk inside your home or back yard and hunt for rectangle shapes in clothing, toys and furniture. If possible, take photos of each rectangle you spy. Review all the rectangle photos when you are done, print them out and make your own rectangle book.

Why?

This activity helps your child identify 2D and 3D rectangle shapes in their own environment. Over time, they will begin to see that everything is made of shapes. This spatial awareness will help develop their future geometry (as well as drawing and writing) skills.





Does a Bear Wear a Hat in the Winter? Calendar



experience
toddler

language & literacy

math & reasoning

music & movement

art & drama

LESSON 1

BOOK DISCOVERY Bear Book

LLD 5 CONCEPTS OF PRINT

Explore the book and how to hold it right-side up. Use the pictures as clues to what is happening in the story.

MEASURE WITH ME Gourd Discovery

★ PD 2 FINE MOTOR

Explore big and small sizes by comparing gourds and their seeds.

COORDINATION This Is the Way We Sit

PD 1 GROSS MOTOR

Do the Yoga pose during the song to improve balance, flexibility and strength.

DRAMATIC PLAY Bear Puppet

CA 4 DRAMA

Make a bear puppet and use it to retell the storybook.

LESSON 2

ACTIVE LISTENING No Head Shake

LLD 1 LISTENING

Shake the head when "no" is spoken during a story read-aloud.

NUMBER PLAY Losing Leaves

★ MR 1 NUMBER SENSE

Explore adding leaves and removing them from a tree poster. Count the leaves.

GROUP DANCE Hold Up Orange

LLD 1 LISTENING

Listen for the color word(s) as the song plays and hold up the colored paper strip.

COLLAGING Umbrella Designs

PD 2 FINE MOTOR

Strengthen fine motor coordination by tearing tissue paper and making an umbrella collage.

LESSON 3

STORY PLAY Does a Bear Wear a Hat in the Winter?

★ LLD 5 CONCEPTS OF PRINT

Make conversation between the Story Pieces and child photos to role-play being in the story.

SENSORY PLAY Snow Dough

PD 2 FINE MOTOR

Play with dough and roll it into snowballs.

CREATIVE MOVEMENT Umbrella Sign & Sing

LLD 1 LISTENING

Invent movements for specific words in the song.

PAINTING Orange Hat

CA 3 VISUAL ARTS

Explore painting with yellow and red to create orange.

LESSON 4

COMMUNICATION N Is for No

LLD 4 ALPHABETIC KNOWLEDGE

Explore the /n/ sound while looking at the Letter Card: N and seeing the word "no" in the storybook.

SORTING & SHAPES Matching Weather

★ MR 6 CLASSIFICATION

Listen to a word and find the matching weather cards.

RHYTHM PATTERNS Made for the Weather

SED 2 SELF-REGULATION

Listen for key words and respond to the song by raising hands.

COLORING Letter N

PD 2 FINE MOTOR

Explore standing and coloring in the letter N and pictures that begin with the /n/ sound.

LESSON 5

PICTURES & LETTERS No Blocks

LLD 1 LISTENING

Stack a block each time the word "No" is read aloud.

LIFE SKILLS Dress the Bear

★ MR 2 SPATIAL AWARENESS

Practice self-help skills like getting dressed.

SOUNDS & SIGNS Baby Bear Wakes UP

LLD 2 COMMUNICATION

Listen for "bear" and practice sign language.

STICKER ART Bear's Story Stickers

PD 2 FINE MOTOR

Practice the pincer grip by peeling off stickers and decorating a Story Scene.

