

# QUICK PEEK: MATERIALS INTRODUCED THIS WEEK

Many games, projects and art supplies are included in the Daily Discovery Bags. Use this chart to see which hands-on materials are featured day by day.

SEE MEMBER RESOURCES FOR PRINTABLE POSTERS

**STEAM STATIONS**































BOOKS ARE NOT INCLUDED, FIND AT LIBRARY

**RECOMMENDED BOOKS**

|          |   | COMMUNITY CHALLENGE   | LANGUAGE/LITERACY   | MATH AND REASONING   | CREATIVE ARTS  | MUSIC AND MOVEMENT   |  |  |
|----------|---|---|---|--|--|--|--|--|
| LESSON 1 |  <p><b>ALL ABOUT ME</b><br/>We are all unique. We look different and have different names, interests and favorite things. We also share commonalities with each other. Mirrors help us look at our own reflections.</p>  | <p><b>Community Color</b><br/>SS 1 Culture &amp; Community</p>  | <p><b>Name Pockets</b> ★<br/>LLD 4 Alphabetic Knowledge</p>  | <p><b>Measure Me</b><br/>MR 4 Measurement</p>  | <p><b>Self-Portrait</b><br/>CA 3 Visual Arts</p>                | <p><b>I'm Special</b><br/>PD 1 Gross Motor</p>  | <p><b>Mirror Reflection</b><br/>SCI 4 Technology</p>                    | <p><b>I Am Enough</b><br/>LLD 6 Reading Comprehension</p>               |
| LESSON 2 |  <p><b>HEAD</b><br/>Heads move in many different ways. The head has different parts, including ears, eyes, eyelashes, eyebrows, a nose and a mouth. Our brains are soft and our skulls are hard. The skull protects the brain.</p>  | <p><b>Follow My Head</b><br/>SED 4 Social Relationships</p>   | <p><b>Find the Eyebrow</b><br/>LLD 7 Writing</p>             | <p><b>Tangram Body</b><br/>MR 3 Shapes</p>                  | <p><b>Family Puppet</b> ★<br/>SS1 Culture &amp; Community</p>  | <p><b>Head &amp; Shoulders</b><br/>CA 2 Dance &amp; Movement</p>   | <p><b>Noodle Brain</b><br/>SCI 1 Investigation &amp; Inquiry</p>        | <p><b>From Head to Toe</b><br/>LLD 6 Reading Comprehension</p>          |
| LESSON 3 |  <p><b>ARMS</b><br/>Arms move in different ways. We can shrug our shoulders, bend our elbows and twist our wrists. Our arms have bones that can break. We use arms to carry, pull and pick up things. We can use them to hug and show we care.</p>                         | <p><b>Balance a Button</b><br/>SED 4 Social Relationships</p>   | <p><b>B Ball Roll</b><br/>LLD 4 Alphabetic Knowledge</p>   | <p><b>Button Patterns</b><br/>PD 2 Fine Motor</p>         | <p><b>X-Ray</b><br/>LLD 7 Writing</p>                         | <p><b>Arms Are for Hugging</b><br/>SED 4 Social Relationships</p>  | <p><b>Block Skeleton</b> ★<br/>SCI 2 Natural &amp; Earth Science</p>  | <p><b>Arm Pits?</b><br/>LLD 6 Reading Comprehension</p>               |
| LESSON 4 |  <p><b>LEGS</b><br/>We use our legs in many ways, such as walking, kicking or hopping. People, animals and even chairs have legs. Muscles and bones make our legs strong and help our bodies move. Parts of a leg include the knee, ankle, thigh, foot, shin and calf.</p> | <p><b>Stop &amp; Go Legs</b><br/>SED 2 Self-Regulation</p>  | <p><b>B Is for Bird</b><br/>LLD 7 Writing</p>              | <p><b>Counting Legs</b><br/>MR 1 Number Sense</p>         | <p><b>Big Blue Pocket</b><br/>SCI 3 Physical Science</p>      | <p><b>Head, Shoulders Knees &amp; Toes</b><br/>PD 1 Gross Motor</p>  | <p><b>Block Skin</b><br/>SCI 2 Natural &amp; Earth Science</p>        | <p><b>Whose Knees Are These?</b><br/>LLD 6 Reading Comprehension</p>  |
| LESSON 5 |  <p><b>HANDS &amp; FEET</b><br/>Hands are used in many ways throughout the day. We use our hands to write, trace and draw. Feet help us move and balance.</p>  | <p><b>Friendship Bracelet</b><br/>SED 4 Social Relationships</p>  | <p><b>Handprint Journal</b><br/>LLD 7 Writing</p>          | <p><b>Body Parts Lotto</b> ★<br/>MR 6 Classification</p>  | <p><b>Body Study</b><br/>SS 1 Culture &amp; Community</p>     | <p><b>Wiggle &amp; Giggle</b><br/>CA 1 Music</p>   | <p><b>Light Table X-Rays</b><br/>SCI 4 Technology</p>                 | <p><b>Me I Am!</b><br/>LLD 6 Reading Comprehension</p>                |












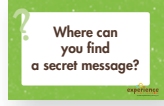



















# QUICK PEEK: MATERIALS INTRODUCED THIS WEEK

Many games, projects and art supplies are included in the Daily Discovery Bags. Use this chart to see which hands-on materials are featured day by day.

|           |   | COMMUNITY CHALLENGE  | LANGUAGE/LITERACY                                    | MATH AND REASONING  | CREATIVE ARTS   | MUSIC AND MOVEMENT   | STEAM STATIONS<br><small>SEE MEMBER RESOURCES FOR PRINTABLE POSTERS</small>  | RECOMMENDED BOOKS<br><small>BOOKS ARE NOT INCLUDED, FIND AT LIBRARY</small>  |   |
|-----------|---|--|--|---|---|--|--|--|---|
| LESSON 6  |    | <b>SIGHT</b><br>We see with our eyes. Our eyes are different colors. They move up, down and side-to-side. We use our eyes for looking, spying and watching.  | <b>I Spy a Friend</b><br>LLD 1 Listening             | <b>Hidden Pictures</b><br>LLD 7 Writing<br>                                  | <b>Roll a Fruit Salad</b><br>MR 1 Number Sense<br>           | <b>Mondrian Art</b> ★<br>CA 3 Visual Arts<br>         | <b>See the Sunshine</b><br>PD 1 Gross Motor<br> | <b>Shadow Building</b><br>SCI 4 Technology<br>                    | <b>Brown Bear, Brown Bear, What Do You See?</b><br>LLD 6 Reading Comprehension<br> |
| LESSON 7  |   | <b>HEARING</b><br>We hear with our ears. Different materials create different sounds. The sounds we hear can be loud or soft. We can listen to the sounds instruments make.                          | <b>Quiet, Please</b><br>SED 2 Self-Regulation        | <b>My Five</b> ★<br><b>Senses Game</b><br>SCI 2 Natural & Earth Science<br> | <b>Sort the Sounds</b><br>MR 6 Classification<br>            | <b>Bowl Instrument</b><br>SCI 3 Physical Science<br> | <b>Pee-yew</b><br>PD 1 Gross Motor   | <b>Musical Water Glasses</b><br>SCI 1 Investigation & Inquiry<br> | <b>You Can't Smell a Flower with Your Ear!</b><br>LLD 6 Reading Comprehension<br> |
| LESSON 8  |  | <b>TASTE</b><br>We taste with our mouths. Some tastes are sour, salty, sweet or bitter. We can make healthy or unhealthy food choices. Food can be shared by a group of people.                      | <b>Enough for All</b><br>SS 1 Culture & Community    | <b>A Is for Apple</b><br>LLD 7 Writing<br>                                 | <b>See &amp; Copy</b> ★<br><b>Tangrams</b><br>MR 3 Shapes   | <b>Noodle Bracelet</b><br>PD 5 Nutrition<br>        | <b>Food Song</b><br>CA 1 Music   | <b>Juicer Machine</b><br>SCI 4 Technology<br>                   | <b>Ten Red Apples</b><br>LLD 6 Reading Comprehension<br>                         |
| LESSON 9  |  | <b>TOUCH</b><br>We use our hands to touch and feel things. There are many different types of textures, such as rough, smooth, bumpy, soft and hard. Some things we touch are different temperatures. | <b>Finger Touch</b><br>SED 4 Social Relationships    | <b>Touch A</b> ★<br>LLD 7 Writing<br>                                      | <b>Soft Circles</b><br>MR 1 Number Sense<br>               | <b>Sand Designs</b><br>SCI 3 Physical Science<br>   | <b>Too Hot to Touch</b><br>PD 3 Safety   | <b>Texture Roll Test</b><br>SCI 3 Physical Science<br>          | <b>Gregory, the Terrible Eater</b><br>LLD 6 Reading Comprehension<br>            |
| LESSON 10 |  | <b>SMELL</b><br>We use our noses to smell. There are strong, mild, sweet or stinky smells. We like certain smells and dislike others.  | <b>Five Fine Flowers</b><br>SS 1 Culture & Community | <b>It Smells</b><br>LLD 5 Concepts of Print<br>                            | <b>Plant a Flower</b><br>SCI 2 Natural & Earth Science<br> | <b>Flower Designs</b><br>PD 2 Fine Motor<br>        | <b>See the Sunshine</b> ★<br>PD 1 Gross Motor  | <b>Scent Bottles</b><br>SCI 2 Natural & Earth Science<br>       | <b>Sniff, Sniff</b><br>SS 4 History & Sense of Time<br>                          |
















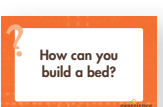












# QUICK PEEK: MATERIALS INTRODUCED THIS WEEK

Many games, projects and art supplies are included in the Daily Discovery Bags. Use this chart to see which hands-on materials are featured day by day.

|           |  | COMMUNITY CHALLENGE   | LANGUAGE/LITERACY   | MATH AND REASONING  | CREATIVE ARTS  | MUSIC AND MOVEMENT  | STEAM STATIONS<br><small>SEE MEMBER RESOURCES FOR PRINTABLE POSTERS</small>   | RECOMMENDED BOOKS<br><small>BOOKS ARE NOT INCLUDED, FIND AT LIBRARY</small>   |
|-----------|--|---|---|---|--|---|---|---|
| LESSON 11 |  <p><b>SHIRT</b><br/>Shirts can have buttons, snaps, pockets or collars. We can fold shirts into different shapes. Some shirts have long sleeves and some have short sleeves.</p>                                     | <p><b>Folding Challenge</b><br/>SED 4 Social Relationships</p>  | <p><b>Head-to-Toe Bingo</b> ★<br/>LLD 1 Listening</p>                | <p><b>Button Color Match</b><br/>MR 6 Classification</p>   | <p><b>Fashion Design</b><br/>LLD 7 Writing</p>      | <p><b>Button Dance</b><br/>PD 1 Gross Motor</p>  | <p><b>Tie-Dye</b><br/>SCI 1 Investigation &amp; Inquiry</p>            | <p><b>Froggy Gets Dressed</b><br/>LLD 6 Reading Comprehension</p>                      |
| LESSON 12 |  <p><b>PANTS</b><br/>We wear pants on our legs. Pants can have pockets in front and in back. We can hide things in the pockets. We can hang pants to dry using clothespins. There are long pants and short pants.</p> | <p><b>Pocket Feelings</b><br/>SED 1 Self-Awareness</p>          | <p><b>Hidden H</b><br/>LLD 4 Alphabetic Knowledge</p>                | <p><b>Count the Pants</b><br/>MR 1 Number Sense</p>        | <p><b>Dot Designs</b> ★<br/>CA 3 Visual Arts</p>    | <p><b>In My Pocket</b><br/>LLD 1 Listening</p>  | <p><b>Pocket Messages</b><br/>SCI 1 Investigation &amp; Inquiry</p>    | <p><b>Ants in Your Pants!</b><br/>LLD 6 Reading Comprehension</p>                      |
| LESSON 13 |  <p><b>HAT</b><br/>We wear hats on our heads. Hats can be different shapes and sizes. We wear hats for different types of weather. Some hats keep us warm and other hats keep us cool.</p>                          | <p><b>Community Hat</b><br/>SED 4 Social Relationships</p>      | <p><b>H Is for Hat</b><br/>LLD 3 Phonological Awareness</p>        | <p><b>Beatriz Puzzle</b><br/>MR 2 Spatial Awareness</p>  | <p><b>Triangle Hat</b><br/>PD 2 Fine Motor</p>    | <p><b>Tall Yellow Hat</b> ★<br/>LLD 1 Listening</p>   | <p><b>Nature Crowns</b><br/>SCI 2 Natural &amp; Earth Science</p>    | <p><b>Beatriz, Bananas and the Very Big Hat</b><br/>LLD 6 Reading Comprehension</p>  |
| LESSON 14 |  <p><b>COAT</b><br/>We wear coats when it is cold or raining. Some animals have fur coats. Coats can have zippers, buttons or snaps. Coats come in different sizes.</p>   | <p><b>Coat for You</b><br/>SS 4 History &amp; Sense of Time</p> | <p><b>Animal Coats</b> ★<br/>MR 6 Classification</p>               | <p><b>Coat Sizes</b><br/>MR 4 Measurement</p>            | <p><b>Cheetah Fur</b><br/>CA 3 Visual Arts</p>    | <p><b>Coat Song</b><br/>CA 2 Dance &amp; Movement</p>   | <p><b>Coat Hook Design</b><br/>SCI 4 Technology</p>                  | <p><b>Suki's Kimono</b><br/>LLD 6 Reading Comprehension</p>                          |
| LESSON 15 |  <p><b>SHOES &amp; SOCKS</b><br/>Shoes and socks come in pairs. We wear socks on our feet. There are different sizes and styles. Shoes can have laces to tie in a knot or a bow.</p>                                | <p><b>Your Shoe?</b><br/>LLD 2 Communication</p>                | <p><b>Sock Letter Sounds</b><br/>LLD 3 Phonological Awareness</p>  | <p><b>Sock Match</b><br/>MR 6 Classification</p>         | <p><b>Shoe Design</b><br/>PD 4 Personal Care</p>  | <p><b>Dancing Shoes</b><br/>CA 2 Dance &amp; Movement</p>   | <p><b>Fill the Sock</b> ★<br/>SED 3 Attention &amp; Persistence</p>  | <p><b>Centipede's 100 Shoes</b><br/>LLD 6 Reading Comprehension</p>                  |

# QUICK PEEK: MATERIALS INTRODUCED THIS WEEK

Many games, projects and art supplies are included in the Daily Discovery Bags. Use this chart to see which hands-on materials are featured day by day.

|           |   | COMMUNITY CHALLENGE  | LANGUAGE/LITERACY   | MATH AND REASONING   | CREATIVE ARTS   | MUSIC AND MOVEMENT   | STEAM STATIONS<br><small>SEE MEMBER RESOURCES FOR PRINTABLE POSTERS</small>   | RECOMMENDED BOOKS<br><small>BOOKS ARE NOT INCLUDED, FIND AT LIBRARY</small>  |
|-----------|---|--|---|--|---|--|---|--|
| LESSON 16 |  <p><b>WASHING HANDS</b><br/>We wash our hands with soap and water. We wash away germs that can make us sick. Germs are not for sharing. We can wash other things with soap and water. Soap creates bubbles.</p>   | <p><b>Make a Germ</b><br/>PD 4 Personal Care</p>             | <p><b>Shaving Cream Writing</b><br/>LLD 7 Writing</p>                  | <p><b>Wash &amp; Count</b><br/>MR 1 Number Sense</p>   | <p><b>Wax Resist Art</b> ★<br/>CA 3 Visual Arts</p>    | <p><b>Washing Song</b><br/>CA 2 Dance &amp; Movement</p>  | <p><b>Bubble Wands</b><br/>SCI 4 Technology</p>                    | <p><b>Do Not Lick This Book</b><br/>LLD 6 Reading Comprehension</p>   |
| LESSON 17 |  <p><b>PROTECTING OUR BODIES</b><br/>We protect our body by wearing protective gear, such as helmets, knee pads, elbow pads and safety glasses. We need to follow rules to stay safe.</p>   | <p><b>Safety Shield</b><br/>SED 4 Social Relationships</p>   | <p><b>Lost &amp; Found Letters</b><br/>LLD 4 Alphabetic Knowledge</p>  | <p><b>Safety Gear</b> ★<br/><b>Puzzles</b><br/>PD 3 Safety</p>  | <p><b>Brain Model</b><br/>SED 1 Self-Awareness</p>     | <p><b>Safety Song</b><br/>CA 2 Dance &amp; Movement</p>  | <p><b>Hard Break</b><br/>SCI 4 Technology</p>                      | <p><b>Bike Safety</b><br/>LLD 6 Reading Comprehension</p>             |
| LESSON 18 |  <p><b>SLEEP</b><br/>Everyone sleeps, even animals. We sleep in beds with blankets and pillows. When we sleep at night, we may dream. We are quiet when we sleep.</p>  | <p><b>Dream Book</b><br/>LLD 7 Writing</p>                   | <p><b>Stuffing a Pillow</b><br/>SED 4 Social Relationships</p>  | <p><b>Beatriz Sleeps</b><br/>MR 1 Number Sense</p>            | <p><b>Starry Night</b><br/>CA 3 Visual Arts</p>      | <p><b>Counting Sheep</b> ★<br/>PD 1 Gross Motor</p>  | <p><b>Build a Bed</b><br/>SCI 1 Investigation &amp; Inquiry</p>  | <p><b>Letters from Friends</b><br/>LLD 6 Reading Comprehension</p>  |
| LESSON 19 |  <p><b>BRUSHING TEETH</b><br/>We brush our teeth with a toothbrush and toothpaste. Floss can be used to get in between teeth. Brushing helps clean our teeth and mouth. Our mouths include lips, teeth, gums and a tongue. Teeth fall out as we grow up.</p> | <p><b>Floss Challenge</b><br/>SED 4 Social Relationships</p> | <p><b>Letter Floss</b><br/>LLD 7 Writing</p>                         | <p><b>Pulling Teeth</b><br/>MR 1 Number Sense</p>             | <p><b>Brushing Teeth</b><br/>PD 4 Personal Care</p>  | <p><b>Brush Your Teeth</b><br/>CA 2 Dance &amp; Movement</p>   | <p><b>Teeth Cleaning</b> ★<br/>SCI 4 Technology</p>              | <p><b>Ready, Set, Brush!</b><br/>LLD 6 Reading Comprehension</p>    |
| LESSON 20 |  <p><b>EXERCISE</b><br/>It is fun and healthy to exercise! Exercise means to move, dance, walk, crawl, spin, jump or run. Our muscles get stronger when we move. We can stretch our bodies in different ways.</p>  | <p><b>Beatriz Says...</b><br/>LLD 1 Listening</p>            | <p><b>My Postcard</b><br/>LLD 7 Writing</p>                          | <p><b>Button Math Stories</b><br/>MR 1 Number Sense</p>  | <p><b>My Portfolio</b><br/>SED 1 Self-Awareness</p>  | <p><b>Stretch &amp; Pose</b> ★<br/>PD 1 Gross Motor</p>  | <p><b>Pulley Power</b><br/>SCI 4 Technology</p>                  | <p><b>You Are a LION!</b><br/>LLD 6 Reading Comprehension</p>       |