

FAMILY NEWSLETTER

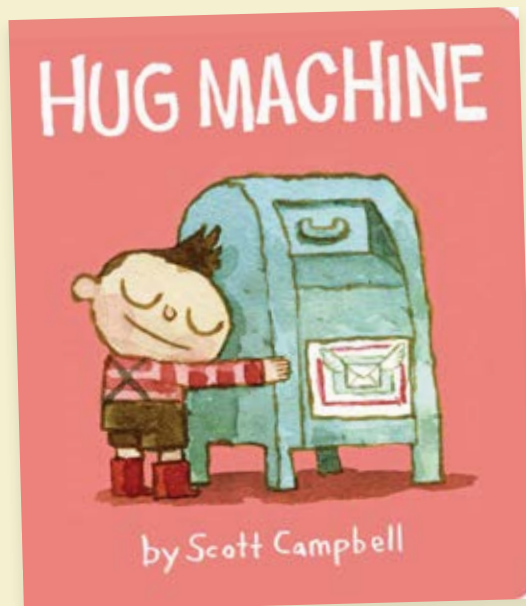
OUR WEEK WITH

A Kind Friend

experience
toddler



This week, let's read books about kindness and giving hugs. Find this one at your library or on YouTube:



Hug Machine
by Scott Campbell

TOGETHER

TIME

Encouraging Race

What?

In the story of the week at school, Bunny plans to run a race with a friend but the friend gets hurt. Bunny opts out of the race to be with her friend. Set up a race and run it with your child.

How?

Set up a race course inside or outside. For example, set up two chairs on opposite sides of the room or yard. Run from one chair to the other, then back. Cheer each other on.

Why?

This activity supports gross motor skills by encouraging children to strengthen large muscles and practice coordination by running in an intended direction.



A Kind Friend Calendar



language & literacy

BOOK DISCOVERY Read to Bunny

LLD 5 CONCEPTS OF PRINT

Pretend to read books. Practice turning pages from front to back.

math & reasoning

SORTING & SHAPES Matching Global Friends

★ SS 1 CULTURE & COMMUNITY

Find Matching Cards of friends from around the world. Explore saying "hello" in different languages.

music & movement

SOUNDS & SIGNS Letter F Song

CA 2 DANCE & MOVEMENT

Listen for the letter F and dance around the Letter Card like foxes.

art & drama

COLLAGING Friend Puppets

LLD 2 COMMUNICATION

Make a puppet, then say "hi" and "goodbye" to it.

LESSON
1

LESSON
2

PICTURES & LETTERS My Friendship Journal

★ LLD 7 WRITING

Draw a friendship picture and practice name writing.

LIFE SKILLS Carry a Tray

PD 1 GROSS MOTOR

Carry a tray with cups on it across the room or by following a path.

GROUP DANCE Pass the Blue

SED 3 ATTENTION & PERSISTENCE

Sit in a circle and pass a blue pompom around to the song.

PAINTING Circle Sponge Painting

CA 3 VISUAL ARTS

Explore painting with a circle sponge.

LESSON
3

ACTIVE LISTENING Bunny Race

LLD 1 LISTENING

Play a game of follow the leader and practice sign language.

SENSORY PLAY Special Numbers

★ MR 1 NUMBER SENSE

Play with dough on a mat and form the letter F or count one dough piece.

CREATIVE MOVEMENT Feeling Feet

CA 2 DANCE & MOVEMENT

Dance in personal space in a dance square. Pause the music and run to another towel.

DRAMATIC PLAY Bunny Headband

CA 4 DRAMA

Make a headband and do bunny hopping races.

LESSON
4

STORY PLAY Where Is Bunny?

LLD 6 READING COMPREHENSION

Identify the characters in a story. Hold a character Story Piece and look for it in the book.

NUMBER PLAY Counting Friends

MR 1 NUMBER SENSE

Count quantities up to four by putting Forest Friends Cards on Counting Cards.

COORDINATION Draw a Circle

PD 1 GROSS MOTOR

Explore tossing and catching a ball while the music plays.

COLORING Little Letter Book: Ff

★ LLD 4 ALPHABETIC KNOWLEDGE

Color and trace on the letter F.

LESSON
5

COMMUNICATION F Is for Fast Fox

LLD 4 ALPHABETIC KNOWLEDGE

Talk about the fox on the Letter F Card, then put fox blocks on a masking tape letter F.

MEASURE WITH ME Playdough Circle

★ MR 3 SHAPES

Cut circle shapes out of playdough.

RHYTHM PATTERNS Word Taps

CA 1 MUSIC

Tap a beat on a bowl. Hold the sticks still until the words "be, be kind," then tap the words on a bowl.

STICKER ART Friend Sticker Match

PD 2 FINE MOTOR

Use visual scanning to identify and match a specifically named sticker.

FAMILY NEWSLETTER


OUR WEEK WITH

Feelings

experience
toddler



This week, let's read books about our feelings. Find this one at your library or on YouTube:



The Feelings Book
by Todd Parr

TOGETHER TIME

Car Ride Emotions

What?

In the story of the week at school, we read a story about feelings. Today sing the popular song "If You're Happy and You Know It (Clap Your Hands)." Create your own verses while driving.

How?

While driving, name an emotion and a movement your child can do in their car seat. Sing and be silly.

Why?

This activity builds awareness about the words and actions we use to communicate our feelings. Toddlers are just beginning to learn how to identify and control their emotions.





Feelings Calendar



experience
toddler

language & literacy

math & reasoning

music & movement

art & drama

LESSON 1

BOOK DISCOVERY Trace the Path

LLD 5 CONCEPTS OF PRINT

Develop book handling skills by following text from left to right.

MEASURE WITH ME Caterpillar Counting

MR 4 MEASUREMENT

Explore concepts of length by making long and short caterpillars with pompoms.

SOUNDS & SIGNS Happy Sign Song

CA 2 DANCE & MOVEMENT

Listen for the words "happy" and "sad." Sign the words to the music.

PAINTING My Self-Portrait

★ SED 1 SELF-AWARENESS

Draw or scribble a picture of self.

LESSON 2

PICTURES & LETTERS Rhyming Ring-a-Ling

★ LLD 3 PHONOLOGICAL AWARENESS

Find matching rhyming words.

LIFE SKILLS Sweep the Pompoms

PD 4 PERSONAL CARE

Make a masking tape circle in the corner of a room and explore sweeping pompoms into the circle.

GROUP DANCE Dance to Blue

PD 1 GROSS MOTOR

Dance with a partner. Hold hands and move together to colored papers on different walls.

COLORING Feeling Colors

PD 2 FINE MOTOR

Color emotions faces. Talk about the feelings.

LESSON 3

ACTIVE LISTENING Sorting Letters

★ MR 6 CLASSIFICATION

Imitate the sounds heard in a read-aloud story.

SENSORY PLAY Circle Sensory Mat

MR 3 SHAPES

Play with dough on a mat and count four dough pieces or make circles.

CREATIVE MOVEMENT Feeling Scarves

CA 2 DANCE & MOVEMENT

Dance with scarves inside a circle on the floor without touching each other.

STICKER ART Feelings Mini Book

SED 2 SELF-REGULATION

Put stickers representing different feelings on pages in a blank book.



LESSON 4

STORY PLAY Show the Feeling

LLD 6 READING COMPREHENSION

Listen actively and hold up the Story Piece when a character is named during a read-aloud.

NUMBER PLAY Number Pet Puzzles

MR 1 NUMBER SENSE

Count quantities up to four by assembling two-piece puzzle cards.

COORDINATION Kind Feelings

★ CA 2 DANCE & MOVEMENT

Use listening skills while dancing and touch the stamp on hand each time the word "kind" is sung.

COLLAGING Stamping Letters

PD 2 FINE MOTOR

Use a happy face stamper to stamp on top of large printed letters.

LESSON 5

COMMUNICATION Signing Happy/Sad

LLD 2 COMMUNICATION

Use the signing words and practice them in a mirror.

SORTING & SHAPES Bingo Feelings

MR 6 CLASSIFICATION

Talk about feelings while playing a Bingo Feelings Games.

RHYTHM PATTERNS Pick Up Circles

CA 1 MUSIC

Dance expressively to the music while picking up circles.

DRAMATIC PLAY Monster Feelings Collage

★ MR 2 SPATIAL AWARENESS

Create a monster face with paper shapes and discuss emotions like sad, glad and mad.

FAMILY NEWSLETTER


OUR WEEK WITH

Friends

experience
toddler



This week, let's read books about friends. Find this one at your library or on YouTube:



My Friend Is Sad
by Mo Willems

TOGETHER TIME

Hiding Stuffed Animals

What?

In the story of the week at school, we hunted for friends hiding on a page. Play hide and seek with your child this week.

How?

Pretend a stuffed animal is scared or sad. Hide it when your child is not looking, then encourage them to hunt for it. Give it a big hug when it is found.

Why?

This activity supports logic and reasoning skills by reinforcing that the toy exists even if they can't see it. When they keep looking elsewhere, they practice deductive reasoning and problem-solving.





Friends Calendar



experience
toddler

language & literacy

math & reasoning

music & movement

art & drama

LESSON 1

BOOK DISCOVERY What Do You See?

LLD 5 CONCEPTS OF PRINT

Place a sticky note with a happy face on each book page. Lift the flap and determine if a word or picture is hiding under it.

SORTING & SHAPES Hide 'n Seek Pompom

MR 7 LOGIC & REASONING

Pick up cups and look for the hidden yellow pompom.

SOUNDS & SIGNS Letter H Song

CA 2 DANCE & MOVEMENT

Listen for the letter H and crawl around the Letter Card like hot hippos.

PAINTING Sharing Hands

★ CA 3 VISUAL ARTS

Create a community poster and decorate it as a group.

LESSON 2

PICTURES & LETTERS Letter H Ball Roll

LLD 1 LISTENING

Roll a ball toward the letter H or to a hippo picture when prompted.

NUMBER PLAY Keys to Friendship

★ LLD 4 ALPHABETIC KNOWLEDGE

Roll the die and move the Game Piece around the board. Collect keys with the same matching letter.

GROUP DANCE Hello Leader

SED 4 SOCIAL RELATIONSHIPS

Take turns being the movement leader during the song.

STICKER ART World of Friends

PD 2 FINE MOTOR

Put stickers on a picture of the world.



LESSON 3

ACTIVE LISTENING Where Is My Friend?

LLD 1 LISTENING

Interact with a hide-and-seek story and practice making signing words.

SENSORY PLAY Hippo Dough

LLD 4 ALPHABETIC KNOWLEDGE

Play with dough on a mat and form the letter H or count three dough pieces.

CREATIVE MOVEMENT Shake the Feeling

CA 1 MUSIC

Hold an instrument and shake/move to music.

COLLAGING What's Next?

★ MR 5 PATTERNS

Sort colors into AB and ABB patterns.

LESSON 4

STORY PLAY Hiding Friends

LLD 2 COMMUNICATION

Hide the Story Pieces one at a time under a bowl. Tell a story about why that character may be hiding.

MEASURE WITH ME Sorting Circle Sizes

★ MR 4 MEASUREMENT

Explore big and small sizes. Put the big circles in the big cup and the small circles in the small cup.

COORDINATION Hello, Are You Ready?

PD 1 GROSS MOTOR

Do the yoga pose during the song to improve balance, flexibility and strength.

COLORING Letter H Coloring

PD 2 FINE MOTOR

Color the letter H and pictures that begin with the /h/ sound.

LESSON 5

COMMUNICATION Hide & Seek H for Hippo

LLD 4 ALPHABETIC KNOWLEDGE

Ask "where" questions, play hide and seek with a hippo and explore the /h/ sound.

LIFE SKILLS Flower Delivery

PD 2 FINE MOTOR

Arrange flowers and pretend to deliver them to a friend. Rearrange the flowers in another vase and deliver again.

RHYTHM PATTERNS If You're Happy & You Know It

LLD 1 LISTENING

Follow directions by moving with the words and music.

DRAMATIC PLAY Unicorn Feelings

★ PD 1 GROSS MOTOR

Create a stick unicorn, then pretend to ride around on it.

FAMILY NEWSLETTER

OUR WEEK WITH


I Am

experience
toddler



TOGETHER TIME

This week, let's read books about feelings and explore who we are. Find this one at your library or on YouTube:



What I Like About Me!
by Allia Zobel Nolan

I Am

What?

In the story of the week, each page begins with "I am." Use this phrase throughout the day and talk about yourself and your child.

How?

At mealtimes, say, "I am hungry. I like to eat [wait for your child to fill in the blank]." At storytime or bedtime, use an "I am curious" or "I am tired" beginning and encourage your child to finish the sentence.

Why?

This activity supports self-awareness skills and helps your child practice using words that describe feelings, needs and wants.





I Am Calendar



language & literacy

math & reasoning

music & movement

art & drama

LESSON 1

BOOK DISCOVERY Puzzling Emotions

★ MR 3 SHAPES

Explore the book and how to hold it right-side up. Use the pictures as clues to what is happening in the story.

SORTING & SHAPES Happy-Sad Dog Patterns

MR 5 PATTERNS

Make a pattern with Dog Cards that repeats happy dog/sad dog.

SOUNDS & SIGNS Tiger Whisper

CA 2 DANCE & MOVEMENT

Dance to a song and practice signing words.

PAINTING Blue Circle

CA 3 VISUAL ARTS

Paint light and dark blue in a circle.

LESSON 2

PICTURES & LETTERS Tiger T Stripes

LLD 7 WRITING

Draw stripes on a letter T.

NUMBER PLAY Spin an Emotion

SED 2 SELF-REGULATION

Move a spinner and describe the emotion of the face spun. Find the matching face on a poster.

GROUP DANCE Hold Up Blue

LLD 1 LISTENING

Listen for the color word(s) as the song plays and hold up a foam shape.

DRAMATIC PLAY Show Your Feelings

★ CA 4 DRAMA

Make a hand mirror and explore making different faces.

LESSON 3

ACTIVE LISTENING Tap Belly for Bear

LLD 1 LISTENING

Pat your belly each time the word "bear" is spoken during a story read-aloud.

SENSORY PLAY Log Roll T and Two

LLD 4 ALPHABETIC KNOWLEDGE

Play with dough on a mat and form the letter T or count two dough pieces.

CREATIVE MOVEMENT Yoga & Count

★ SED 2 SELF-REGULATION

Roll a cube and practice each yoga pose.

STICKER ART I Am Story Stickers

PD 2 FINE MOTOR

Decorate a Story Scene with stickers.



LESSON 4

STORY PLAY How Do You Feel, Bear?

LLD 2 COMMUNICATION

Make conversation between the Story Pieces and child photos to role-play being in the story.

MEASURE WITH ME Near or Far Puppy

MR 4 MEASUREMENT

Toss pompoms toward a puppy and use distance words like near/far to describe where they land.

COORDINATION Circle Path

PD 1 GROSS MOTOR

Dance and improve balance by walking heel-to-toe on a masking tape path. Step over toys on the line.

COLLAGING Picasso Portrait

★ CA 3 VISUAL ARTS

Collage shapes to make Picasso-inspired art.

LESSON 5

COMMUNICATION Tiger Transitions

LLD 4 ALPHABETIC KNOWLEDGE

Explore the /t/ sound while walking in the hall or during a transition time.

LIFE SKILLS Scared Letters

★ MR 6 CLASSIFICATION

Play a card-flipping game and match lower- and uppercase letters.

RHYTHM PATTERNS Feel the Beat

CA 1 MUSIC

Make music with friends by tapping together with sticks or spoons on one box.

COLORING Letter T Coloring

PD 2 FINE MOTOR

Trace over the letter T and explore words that begin with the /t/ sound.