




FAMILY NEWSLETTER

OUR WEEK WITH

Fox's Carrot Cake

TOGETHER
TIME

This week, let's read books about sharing and fairness. Find this book about sharing at your library or on YouTube:



Should I Share My Ice Cream?
by Mo Willems

Carrot Snack

What?

In the story of the week at school, Fox made a carrot cake and shared it with Bear. Let's eat carrots for snack today.

How?

Cut carrots in different ways and encourage your child to test each carrot slice. For example, shred some, cut them in skinny long strips and cook a few. Which did your child prefer? What did they think about the different sizes and shapes of the carrots?

Why?

This activity builds communication and measurement skills. As you talk about the carrots, you encourage them to use descriptive vocabulary as well as comparative math vocabulary such as small, big, short and long.





Fox's Carrot Cake Calendar



language & literacy

math & reasoning

music & movement

art & drama

LESSON 1

ACTIVE LISTENING Hear & Draw Cake

LLD 6 READING COMPREHENSION

Draw or scribble while listening to a read-aloud. Use the drawings to retell the story.

NUMBER PLAY Counting Links

★ MR 1 NUMBER SENSE

Count and sort links as they are placed on Counting Links Mats.

COORDINATION Take Turns

PD 1 GROSS MOTOR

Explore sharing by tossing and catching a ball while the music plays.

DRAMATIC PLAY Bunny Headband

CA 4 DRAMA

Make a bunny headband and hop around the room.

LESSON 2

BOOK DISCOVERY Turning Pages

LLD 5 CONCEPTS OF PRINT

Pretend to read books. Practice turning pages from front to back.

MEASURE WITH ME Searching for Bones

★ MR 4 MEASUREMENT

Use links to measure objects.

GROUP DANCE Pass the Oval

SED 3 ATTENTION & PERSISTENCE

Sit in a circle and practice passing a ball around the group while the music plays.

COLLAGING Carrot Collage

CA 3 VISUAL ARTS

Explore triangle shapes and make a carrot collage.

LESSON 3

COMMUNICATION Signing More

LLD 2 COMMUNICATION

Use the signing words to talk about a story.

SENSORY PLAY Fossil Imprints

★ SCI 1 INVESTIGATION & INQUIRY

Explore rolling dough and pressing nature items into it to make fossils.

RHYTHM PATTERNS Tap the Pink

CA 1 MUSIC

Tap pink links while the song plays.



PAINTING Painting with Carrots

CA 3 VISUAL ARTS

Paint with a tool, such as a vegetable.

LESSON 4

PICTURES & LETTERS Roll the Cake

LLD 1 LISTENING

Roll a ball toward a Story Piece when it is named.

LIFE SKILLS Finding Bones

★ MR 1 NUMBER SENSE

Gather Dino Bone Cards, then count them.

SOUNDS & SIGNS Hungry Sign & Sing

CA 2 DANCE & MOVEMENT

Listen for the words "hungry" and "more." Sign the words to the music.

COLORING Maze to the Carrots

PD 2 FINE MOTOR

Color and follow a maze, practicing eye-hand coordination.

LESSON 5

STORY PLAY Where Is Fox?

LLD 6 READING COMPREHENSION

Identify the characters in a story. Hold a character Story Piece and look for it in the book.

SORTING & SHAPES Dinosaur Designs

★ SED 3 ATTENTION & PERSISTENCE

Sort the links by color and shape.

CREATIVE MOVEMENT Volcano Hoop

CA 2 DANCE & MOVEMENT

Dance in personal space in a toy hoop. Pause the music and run to another hoop.

STICKER ART Feeding Fox

PD 4 PERSONAL CARE

Name body parts while applying stickers on knee, feet and other parts.



FAMILY NEWSLETTER

OUR WEEK WITH

Dinosaur Land

experience
toddler



This week, let's read books about dinosaurs. Find this one at your library or on YouTube:



Tiny T. Rex and the Impossible Hug
by Jonathan Stutzman

TOGETHER

TIME

Sandy Paths

What?



In the story of the week, we followed dinosaurs along a path. Let's make paths in sand.

How?

Fill a baking pan with sand or dirt from outside. Use a spoon to make different lines for your child to trace over with another spoon or their finger: diagonal, curvy, oval and straight lines.

Why?

Your child will love the sensory feel of the sand and build writing skills as they control their fingers when making intentional lines in the sand. Invite them to hold a stick and try using it to make the lines.



Follow the Path Dinosaur Land



experience
toddler

language & literacy

math & reasoning

music & movement

art & drama

LESSON 1

ACTIVE LISTENING

Dino Path

SED 3 ATTENTION & PERSISTENCE

Listen to a read-aloud story and use signing words.

MEASURE WITH ME

Egg Inside?

★ MR 4 MEASUREMENT

Explore concepts of distance by rolling toy eggs.

COORDINATION

I'm a Hungry Dinosaur

CA 2 DANCE & MOVEMENT

Use listening skills while dancing and pick up links or pompoms according to a named color.

COLLAGING

Dino Headband

MR 2 SPATIAL AWARENESS

Arrange triangles on a strip of paper to make a dino teeth headband.

LESSON 2

BOOK DISCOVERY

Dinosaur Book Paths

LLD 5 CONCEPTS OF PRINT

Develop book-handling skills by following text from left to right.

LIFE SKILLS

Standing Tall

★ SCI 1 INVESTIGATION & INQUIRY

Explore long and short with cardboard tubes or rolled-up paper.

CREATIVE MOVEMENT

Volcano Jump

LLD 1 LISTENING

Dance and jump around a blanket volcano while listening for the b-b-b sound.

PAINTING

Purple Dino Egg

CA 3 VISUAL ARTS

Create designs by painting a dinosaur egg.



LESSON 3

COMMUNICATION

E Block Path

LLD 4 ALPHABETIC KNOWLEDGE

Talk about the elephant on the Letter Card: E, then put blocks on a masking tape letter E.

SENSORY PLAY

Links in Dough Eggs

PD 2 FINE MOTOR

Find a shape link in the dough and match it to a similar shape link.

RHYTHM PATTERNS

Oval in the Air

CA 1 MUSIC

Dance expressively to the music.

DRAMATIC PLAY

Dino Tail

★ PD 2 FINE MOTOR

Make a dino tail with a paper chain and wear it while stomping around the room.

LESSON 4

PICTURES & LETTERS

Trace the Dinosaur Path

LLD 4 ALPHABETIC KNOWLEDGE

Practice identifying own name.

NUMBER PLAY

Dino War

★ SED 4 SOCIAL RELATIONSHIPS

Practice number concepts with Dino Cards.

GROUP DANCE

Dance with Purple

PD 1 GROSS MOTOR

Dance to a song and identify colors.

COLORING

Letter E

LLD 7 WRITING

Strengthen fine motor skills by tracing the letter E. Retrace the path in different colors.

LESSON 5

STORY PLAY

Listen & Move the Dinos

LLD 6 READING COMPREHENSION

Listen actively and hold up the Story Piece when a character is named during a read-aloud.

SORTING & SHAPES

Dino Twister

★ LLD 2 COMMUNICATION

Name a color, then touch a matching item.

SOUNDS & SIGNS

Letter E Song

CA 2 DANCE & MOVEMENT

Listen for the letter E and dance around the letter card while pretending to be elephants.

STICKER ART

Dino Skeleton Stickers

PD 2 FINE MOTOR


Build eye-hand coordination by holding the sticker sheet with one hand and peeling off a sticker with the other/dominant hand.

FAMILY NEWSLETTER


OUR WEEK WITH

Dinosaurs, Dinosaurs

experience
toddler



This week, let's read books with rhymes and cute little dinosaurs. Find this rhyming book at your library or on YouTube:



We Love Dinosaurs
by Lucy Volpin

TOGETHER TIME

Hide 'n Seek Purple Dino

What?

In the story of the week at school, we read about dinosaurs and saw the color purple. Let's play hide-and-seek and look for a little purple dinosaur.

How?

Cut out a dinosaur shape from purple paper. Hide it somewhere in your room. Be sure to keep a small part of it revealed, e.g., leave the tail sticking out of a book.

Why?

This activity builds perseverance and attention span by encouraging your child to stay focused on the goal of finding the hidden dinosaur. It also builds logic skills as they begin to use the process of elimination to determine where the dinosaur might be.



Dinosaurs, Dinosaurs Calendar

experience
toddler

language & literacy

math & reasoning

music & movement

art & drama

LESSON 1

BOOK DISCOVERY

Dino Hiding in the Book

LLD 5 CONCEPTS OF PRINT

Place a sticky note on each book page. Lift the flap and determine if a word or picture is hiding under it.

MEASURE WITH ME

Exploding Volcano

★ SCI 1 INVESTIGATION & INQUIRY

Explore concepts of height and size.

COORDINATION

Oval Path

PD 1 GROSS MOTOR

Dance and improve balance by walking heel-to-toe on a masking tape path. Step over toys on the line.

COLLAGING

Dino Stamping

CA 3 VISUAL ARTS

Explore dipping cotton swabs in paint and stamping on paper to make a skeleton design.

LESSON 2

PICTURES & LETTERS

Letter V

LLD 5 CONCEPTS OF PRINT

Explore the letter V and the /v/ sound.

SENSORY PLAY

Floating Continents

★ SCI 1 INVESTIGATION & INQUIRY

Control the small muscles by assembling paper plate puzzles, then decorating with playdough.

GROUP DANCE

Lead the Lava

SED 4 SOCIAL RELATIONSHIPS

Take turns being the movement leader during the song.

DRAMATIC PLAY

Volcano Lava

CA 3 VISUAL ARTS

Imagine an exploding volcano while pushing paint inside a clear zip bag.

LESSON 3

STORY PLAY

Dinosaur, Dinosaur, What Color Are You?

LLD 2 COMMUNICATION

Identify the colors of each dinosaur.

NUMBER PLAY

Roll Away Dino

MR 1 NUMBER SENSE

Remove pompoms from the Dinosaur Mats.

RHYTHM PATTERNS

A Creative Turn

LLD 1 LISTENING

Interpret the words of the song through creative movement.

PAINTING

Dino Path

★ LLD 2 COMMUNICATION

Explore creating a paper path, then stamping on it.

LESSON 4

COMMUNICATION

Where Is the Vulture?

LLD 4 ALPHABETIC KNOWLEDGE

Ask "where" questions and play hide-and-seek with a vulture card.

LIFE SKILLS

Disappearing Dinos

★ SCI 4 TECHNOLOGY

Explore the concept of extinction with chalk, a sponge and a spray bottle.

SOUNDS & SIGNS

Letter V Song

CA 2 DANCE & MOVEMENT

Listen for the letter V and dance around the letter card like flying vultures.

COLORING

Letter V

PD 2 FINE MOTOR

Explore coloring the letter V on a vertical surface (like the wall).

LESSON 5

ACTIVE LISTENING

A Pet Dinosaur

SED 4 SOCIAL RELATIONSHIPS

Play a game of follow-the-leader while listening to a read-aloud story and using sign words.

SORTING & SHAPES

Tic-Tac-Toe

★ SED 4 SOCIAL RELATIONSHIPS

Put dinosaur cards on and take them off the tic-tac-toe board.

CREATIVE MOVEMENT

Hungry Dance

CA 1 MUSIC

Pound on a drum and explore rhythm.

STICKER ART

Color Volcanoes

PD 2 FINE MOTOR

Use visual scanning to match dinosaur and volcano colors.



FAMILY NEWSLETTER

OUR WEEK WITH

Jurassic Jam




TOGETHER

TIME



This week, let's read books about dinosaurs doing silly things – like playing music. Find this book about a dinosaur going to bed at your library or on YouTube:



How Do Dinosaurs Go to Sleep?
by Jane Yolen

Dinosaur Band

What?

In the story of the week, dinosaurs work together to form a band and make music. Let's make some music and dance around this week.

How?

Invite your child to pick something from your kitchen that they can tap (like a pot and spoon). Play a song and tap along. Explore playing softly, then loudly.

Why?

This activity builds rhythm and listening skills. It also encourages self-regulation skills by helping them control their body to make soft sounds versus loud sounds.



Jurassic Jam Calendar

experience
toddler

language & literacy

math & reasoning

music & movement

art & drama

LESSON 1

ACTIVE LISTENING Repeat the Beat

LLD 3 PHONOLOGICAL AWARENESS

Repeat the silly sounds during the read-aloud.

LIFE SKILLS Tools to Reach

★ SCI 4 TECHNOLOGY

Practice self-help skills like using common household utensils.

COORDINATION Volcano Pose

PD 1 GROSS MOTOR

Do the Yoga pose during the song to improve balance, flexibility and strength.

DRAMATIC PLAY Brontosaurus

CA 4 DRAMA

Make a Brontosaurus puppet and talk about feelings.

LESSON 2

STORY PLAY Playing with Dinosaurs

LLD 6 READING COMPREHENSION

Make conversation between the Story Pieces and child photos to role-play being in the story.

MEASURE WITH ME Feed the Dinosaurs

MR 1 NUMBER SENSE

Spoon up some "berries" and feed the dinos.

GROUP DANCE Hold Up Pink Link

MR 6 CLASSIFICATION

Listen for the color word(s) as the song plays and hold up the matching colored link.

COLLAGING Stegosaurus

★ SS 4 HISTORY & SENSE OF TIME

Strengthen fine motor coordination by picking up triangles and gluing them onto a paper plate to make a Stegosaurus.

LESSON 3

BOOK DISCOVERY Jurassic Jam

★ LLD 6 READING COMPREHENSION

Explore the book and how to hold it right-side up. Use the pictures as clues to what is happening in the story.

SENSORY PLAY Dino Sensory Mat

PD 2 FINE MOTOR

Play with dough and make dinosaur spikes and eggs on the mat.

SOUNDS & SIGNS Love & Llama

LLD 2 COMMUNICATION

Use signing words while listening to a song.

PAINTING Dino Stencil

CA 3 VISUAL ARTS

Explore painting with a stencil.

LESSON 4

COMMUNICATION L Is for Leaf

LLD 3 PHONOLOGICAL AWARENESS

Explore the /l/ sound while looking at different pictures that begin with L.

NUMBER PLAY Dino Math

★ MR 1 NUMBER SENSE

Use shape links to solve simple math problems.

RHYTHM PATTERNS Pompom Treasures

SS 2 CIVICS & ECONOMICS

Walk around and listen for directions in the song to follow.

COLORING Letter L

LLD 7 WRITING

Explore coloring in the letter L and glue leaves on the paper while making the /l/ sound.

LESSON 5

PICTURES & LETTERS Dinosaur Block Stack

LLD 1 LISTENING

Stack a block each time the word "dinosaur" is read aloud.

SORTING & SHAPES Toss in a Bowl

MR 6 CLASSIFICATION

Match color links with color pompoms.

CREATIVE MOVEMENT Pterodactyl Flight

★ CA 2 DANCE & MOVEMENT

Play follow the leader and move like pterodactyls.

STICKER ART Jurassic Sticker Scene

PD 2 FINE MOTOR

Practice the pincer grip by peeling off stickers and decorating a Story Scene.

