



Community Helpers

FEATURED CONCEPTS

Letters & Sounds:



Shape & Color:



Character Trait:

Resourcefulness



Yoga Pose:

Piggy Toes

Number:



Sign Language:



We're so excited to kick off an action-packed month of learning all about Community Helpers—the everyday heroes who help make our neighborhoods safe, healthy and happy! Toddlers are beginning to notice the world around them, and this theme is a wonderful way to spark their curiosity and conversations at home. Together we'll discover the roles of firefighters, doctors, teachers, mail carriers and many more through songs, stories, pretend play and real-life connections. We encourage you to join in the fun—point out community helpers during walks, share your own job stories or talk about how your family helps others. Let's suit up, play pretend and cheer hooray—as we discover the everyday heroes who save the day!

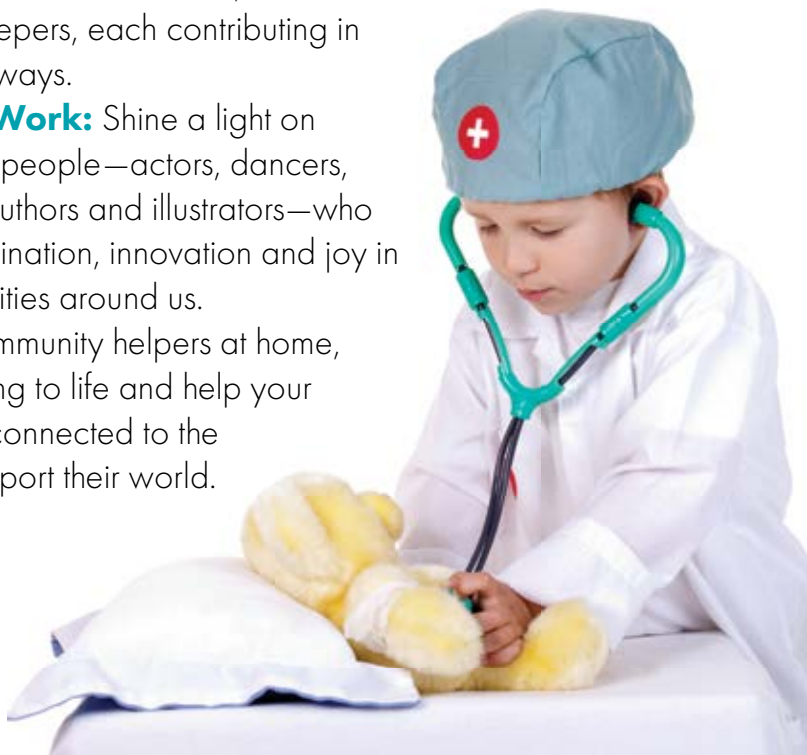
Staying Safe: Explore how doctors, dentists, and firefighters care for our bodies and protect our communities, helping build trust and awareness around health and safety.

In the Neighborhood: Take a closer look at the everyday helpers who keep our neighborhoods running—like mail carriers, sanitation workers and teachers—and celebrate the important roles they play in our daily routines.

In the City: Explore the heart of the city and learn about the many community helpers who keep it thriving—from factory workers and chefs to bankers, hairdressers and shopkeepers, each contributing in meaningful ways.

Artists at Work: Shine a light on the creative people—actors, dancers, musicians, authors and illustrators—who inspire imagination, innovation and joy in the communities around us.

By exploring community helpers at home, you bring learning to life and help your child feel more connected to the people who support their world.



Triangle Walk



WHAT?	HOW?	WHY?
Children loved finding the umbrella in <i>Bella and the Umbrella</i> and learning about triangles; go on your own triangle hunt as a family at home or outdoors!	Hunt for triangles in nature, on signs or even on a house. If possible, take photos of each triangle that your child finds and review them at home.	This activity helps your little one identify shapes in their natural environments, supporting future geometry, drawing and writing skills.

Squirt Out the Fire



WHAT?	HOW?	WHY?
In <i>Follow the Path: Community Helpers</i> , the children explored different community helpers. At home, encourage your child to play firefighter and put out pretend fires.	Draw shapes on a sidewalk with chalk. Give your child a small squirt bottle and invite them to give each shape a squirt.	This activity strengthens small finger muscles needed for writing, while introducing shapes and basic math.

Stick Path



WHAT?	HOW?	WHY?
In the book, <i>Raccoon Finds His Balance</i> , Raccoon learned to balance on a log using different tools. Create your own stick path at home!	Gather sticks with your child and work together to lay them in a long line. Walk along the stick path.	This activity nurtures resourcefulness as you look for sticks together, then decide how to make a path. Allow your child to problem-solve and support their ideas.


Yellow Hunt



WHAT?	HOW?	WHY?
In <i>This Little Piggy</i> , one piggy goes to market. At the grocery store, look for yellow foods or go on your own yellow hunt outside.	Show your child five play dollars (cut paper into rectangles) and ask them to find something yellow to earn a dollar.	This activity builds both color recognition and math skills. Find yellow and count to five while earning pretend money.

READ
WITH
ME


Leo Gets a Checkup
by Anna McQuinn



One Big Building
by Michael Dahl



Corduroy for Me
by Don Freeman



I Got the Rhythm
by Connie Schofield-Morrison

