

FAMILY NEWSLETTER


OUR WEEK WITH

Busy as a Bee

experience
toddler



This week, let's read books about being respectful. Find this one at your library or on YouTube:



Buzzy the Bumblebee
by Denise Brennan-Nelson

TOGETHER

TIME

Little Helpers

What?

In the story of the week at school (*Busy as a Bee*), we learned that we must be respectful of others and practice patience often, especially during conflict.


How?

This week, talk about respect while encouraging your child to take care of his dirty dishes by carrying them to the kitchen at the end of meals.

Why?

This activity encourages your child to think about others and how his actions can help or hurt others.





Busy as a Bee Calendar



experience
toddler

language & literacy

math & reasoning

music & movement

art & drama

LESSON 1

BOOK DISCOVERY Picture Pointer Stick

LLD 5 CONCEPTS OF PRINT

Explore the books. Practice turning pages from front to back. Use a craft stick to point at words and pictures.

NUMBER PLAY Guess How Many Bugs?

MR 1 NUMBER SENSE

Hide a few pompoms in the sorting cups. Invite children to feel inside the cups and guess if there are one or two "bugs" (pompoms).

CREATIVE MOVEMENT Diamond Scarves

CA 2 DANCE & MOVEMENT

Dance with scarves inside a diamond on the floor without touching each other.

DRAMATIC PLAY Bee Bracelet

SED 4 SOCIAL RELATIONSHIPS

Color a bee bracelet and talk about treating others with respect.

LESSON 2

PICTURES & LETTERS Where is the Bee?

★ LLD 6 READING COMPREHENSION

Identify the pictures in a story. Hold a Story Piece and look for it in the book.

MEASURE WITH ME Honey Help Me

★ MR 4 MEASUREMENT

Explore heavy and light by lifting a dry sponge and a wet sponge. Determine which is heavier.

COORDINATION Dance with Respect

CA 2 DANCE & MOVEMENT

While dancing, touch the bee sticker each time you hear the word "respect."

STICKER ART Bee Stickers

PD 4 PERSONAL CARE

Name body parts while applying stickers on hands, feet and other parts.

LESSON 3

COMMUNICATION Sign Bee with Me

LLD 2 COMMUNICATION

Practice making the "bee" sign when listening to a read-aloud.

SENSORY PLAY Bees in a Hive

PD 2 FINE MOTOR

Decorate a mat with dough bees. Pretend they are bringing honey to the honeycomb.

GROUP DANCE Dance to Red

★ SED 4 SOCIAL RELATIONSHIPS

Dance with a partner. Hold hands and move together to the brown paper then to the red paper.

PAINTING Beehive Stamping

CA 3 VISUAL ARTS

Strengthen fine motor skills and use bubble wrap to stamp a beehive.



LESSON 4

STORY PLAY Bee or Bear?

LLD 2 COMMUNICATION

Roll a cube with the story characters. Toss a pompom into the bowl with the matching Story Piece.

LIFE SKILLS Fill the Hive

SED 3 ATTENTION & PERSISTENCE

Increase attention span and explore balancing a pompom on a spoon then dumping them into a "honeycomb" (egg carton).

RHYTHM PATTERNS Pass the B

★ CA 1 MUSIC

Take turns passing a letter B decorated like a bumblebee. Imagine the B is dancing.

COLLAGING Bee Stripes

LLD 7 WRITING

Draw black lines on a bee shape and glue it on the paper. Arrange cupcake liner wings as desired.

LESSON 5

ACTIVE LISTENING Rub Hands for Bee

LLD 3 PHONOLOGICAL AWARENESS

Rub hands back and forth each time a keyword such as "bee" is spoken during a read-aloud.

SORTING & SHAPES Bug Puzzles

MR 2 SPATIAL AWARENESS

Match the head and tails of the Bug Puzzles.

SOUNDS & SIGNS Bee & Flower Signs

CA 2 DANCE & MOVEMENT

Listen for the word "bee." Sign the word to the music. Then listen for the word "flower" and repeat.

COLORING Bee in a Tree

PD 2 FINE MOTOR

Explore coloring a picture of a bee in a tree.





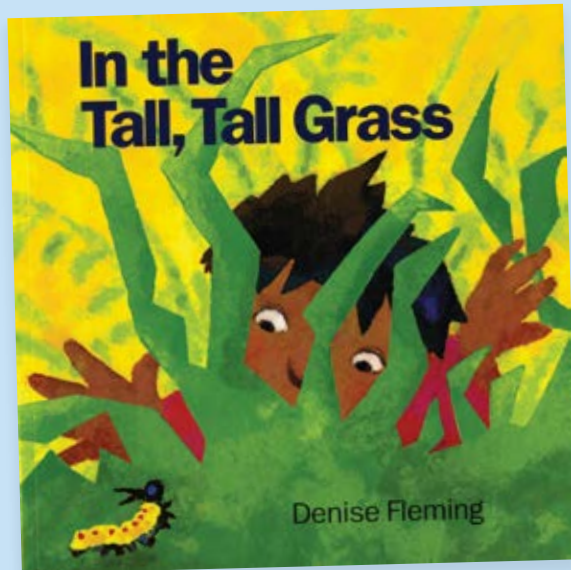
FAMILY NEWSLETTER

OUR WEEK WITH

Bugs

experience
toddler

This week, let's read books about insects. Find this one at your library or on YouTube:



In the Tall, Tall Grass
by Denise Fleming

TOGETHER

TIME

Curious Walk

What?

In the story of the week (*Follow the Path Bugs*), children followed paths to different insects. At home, look for bugs inside and outside or even in picture books.

How?

Go for a walk and look for bugs crawling high and low.

Why?

This activity builds a sense of curiosity about nature. Young children are surrounded by new things and when they see your excitement, they will understand it is good to be curious instead of afraid.





Follow the Path Bugs Calendar



experience
toddler

language & literacy

math & reasoning

music & movement

art & drama

LESSON 1

BOOK DISCOVERY **Follow the Bugs** LLD 5 CONCEPTS OF PRINT

Develop book handling skills by following text from left to right.

SORTING & SHAPES **Bug Patterns** ★ MR 5 PATTERNS

Place diamonds on a Bug Mat. Sort by color and by size.

GROUP DANCE **Dance to Brown** SED 3 ATTENTION & PERSISTENCE

Take turns being the movement leader during the song. Hold the brown ribbon and lead others around the chairs.

STICKER ART **Bugs in Grass** PD 2 FINE MOTOR

Use visual scanning to identify a specific sticker. Explore tearing paper and holding scissors.

LESSON 2

PICTURES & LETTERS **Where Is the Bug?** LLD 2 COMMUNICATION

Hide a bug Story Piece under a bowl and try to find it. Tell a story about why the bug is missing.

MEASURE WITH ME **Caterpillar Measuring** MR 4 MEASUREMENT

Explore concepts of length by lining up foam diamonds to measure the length of each caterpillar.

CREATIVE MOVEMENT **Diamond Dance** MR 3 SHAPES

Dance along to the beat of a song. Follow a diamond path while singing and dancing.

DRAMATIC PLAY **Ladybug Headband** CA 4 DRAMA

Decorate a headband with dots then pretend to be a ladybug.

LESSON 3

COMMUNICATION **Ant Walk** LLD 2 COMMUNICATION

Sign the word "ant" each time it is mentioned in a song. Carry pompoms while marching on a tape diamond.

SENSORY PLAY **Ants on a Log** PD 2 FINE MOTOR

Control the small muscles in the fingers by pinching the red dough from the brown down. Imagine red ants on a log.

COORDINATION **Five Fuzzy Caterpillars** PD 1 GROSS MOTOR

Do Yoga poses to the song and sit with legs straight or slightly bent, then bend forward and reach for your toes.

PAINTING **Fingerprint Ants** LLD 7 WRITING

Explore making fingerprints on a line to make ants.

LESSON 4

STORY PLAY **Bug Match** LLD 2 COMMUNICATION

Roll a cube with Story Cards and take turns swatting the matching Story Piece bug with a hand.

NUMBER PLAY **Counting Ladybugs** MR 1 NUMBER SENSE

Look at dots on a leaf and put one red pompom on each dot. Count the pompom ladybugs.

RHYTHM PATTERNS **Bumblebee Beat** CA 1 MUSIC

Play a shaker to the music. Sit on a blanket while playing.

COLLAGING **Butterfly Wings** PD 2 FINE MOTOR

Strengthen fine motor coordination by picking up paper mosaics and gluing onto butterfly wings.



LESSON 5

ACTIVE LISTENING **Bug Path Sounds** LLD 3 PHONOLOGICAL AWARENESS

Participate in a story read-aloud by imitating the sounds of the path.

LIFE SKILLS **Cocoon Wrap** ★ SCI 2 NATURAL & EARTH SCIENCE

Explore wrapping the child up like a caterpillar in a cocoon. How does the child wiggle free?

SOUNDS & SIGNS **Ants Go Marching** CA 2 DANCE & MOVEMENT

Listen for the words "ant" and "march." Sign the words to the music.

COLORING **Bug Paths** LLD 7 WRITING

Strengthen fine motor and pencil control by tracing over a dotted line bug path.





FAMILY NEWSLETTER

OUR WEEK WITH

Itsy Bitsy Spider

experience
toddler

TOGETHER

TIME

Rhyme Time

What?

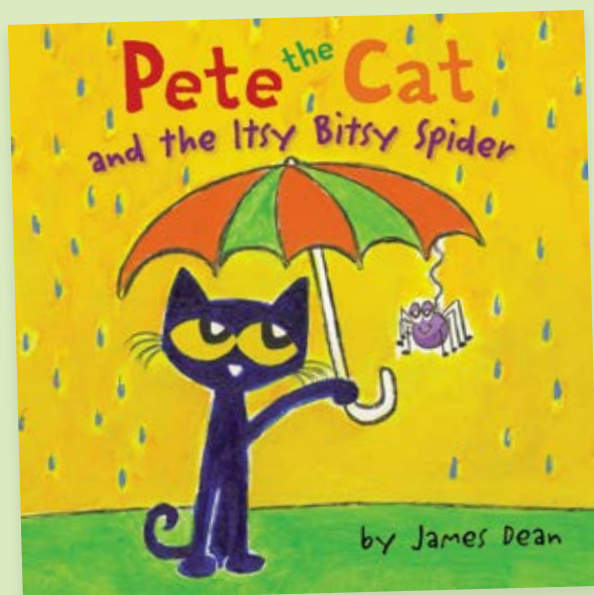
In the story of the week at school (*Itsy Bitsy Spider*), we explored rhyming words, like spout and out. When spending time with your child, make up silly rhymes wherever you go.

How?

While running errands with your child, talk about what you see outside. Pick one word then say as many words as you can that rhyme with it. Your child will listen, learn and think you are so silly.

Why?

This activity builds phonological awareness. That is an important skill for being able to hear different sounds and start to realize sound patterns.



Pete the Cat and the Itsy Bitsy Spider
by James Dean





Itsy Bitsy Spider Calendar



experience
toddler

language & literacy

LESSON 1

BOOK DISCOVERY Spider Hide 'n Seek

★ LLD 5 CONCEPTS OF PRINT

Place sticky notes on each page of the book. Lift the flaps and determine if a word or picture is hiding.

math & reasoning

SORTING & SHAPES Diamond Spiders

MR 3 SHAPES

Roll a cube and identify the colors of the diamonds. Find that color foam shape and place it on the mat.

music & movement

GROUP DANCE Hold Up Red

LLD 3 PHONOLOGICAL AWARENESS

While the song plays, listen for the word "red" and hold up the red paper.

art & drama

STICKER ART Sticker Spout

PD 2 FINE MOTOR

Build eye-hand coordination by holding the sticker sheet with one hand and peeling off a sticker with the other/dominant hand.

LESSON 2

PICTURES & LETTERS Bitsy Spider & Me

LLD 2 COMMUNICATION

Make conversations between the Story Pieces and photos of children to help them imagine being in the story.

MEASURE WITH ME Spider Toss

MR 4 MEASUREMENT

Explore concepts of distance. Toss colored pompoms into matching colored circles.

CREATIVE MOVEMENT Pinch the Diamond

PD 2 FINE MOTOR

Explore hand coordination while touching pointer and thumb fingers in the air.

PAINTING Watercolor Web

PD 2 FINE MOTOR

Use masking tape to create a web on the paper. Watercolor over the tape.

LESSON 3

COMMUNICATION Sun & Rain Signs

LLD 1 LISTENING

Use a high voice when saying "sun." Explore how tone of voice communicates meaning.

SENSORY PLAY Spider Leg Dough

PD 2 FINE MOTOR

Play with dough and add pipecleaners to make spider legs.

COORDINATION Brown Line

PD 1 GROSS MOTOR

Dance and improve balance by walking heel-to-foot on a ribbon. Pretend to be a spider.

DRAMATIC PLAY My Pet Spider

LLD 2 COMMUNICATION

Make a spider pull toy by decorating a cup. Play with the spider outside.

LESSON 4

STORY PLAY Spider Blocks

LLD 2 COMMUNICATION

Pull blocks out of a bag and line them up. Count the blocks and recite "Itsy Bitsy Spider."

LIFE SKILLS Scooping Rain

MR 4 MEASUREMENT

Explore scooping water from one container to another.

RHYTHM PATTERNS Respect Roll

★ SS 2 CIVICS & ECONOMICS

Sit in a large circle and roll a ball back and forth while a song plays.

COLLAGING W Is for Web

LLD 3 PHONOLOGICAL AWARENESS

Arrange a variety of yarn pieces on the letter W page. Talk about how "web" begins with the /w/ sound.

LESSON 5

ACTIVE LISTENING Spider Pulley

SED 3 ATTENTION & PERSISTENCE

Increase attention span while listening to stories by playing with tweezers or tongs.

NUMBER PLAY Counting Spiders

MR 1 NUMBER SENSE

Recognize the difference between the quantities one, two and three. Roll a number and put the same number of pompoms on a paper plate.

SOUNDS & SIGNS Sun Song Signs

CA 2 DANCE & MOVEMENT

Listen for the words "rain" and "sun." Sign the words to the music.

COLORING Itsy Bitsy Rhyme

PD 2 FINE MOTOR

Explore coloring while lying on the tummy.




FAMILY NEWSLETTER

OUR WEEK WITH

experience
toddler

Three Butterflies

This week, let's read books about butterflies.
Find this one at your library or on YouTube:



The Very Hungry Caterpillar
by Eric Carle

TOGETHER

TIME

Diamond Hunt

What?

In the story of the week (*Three Butterflies*), children learned about butterflies and saw many patterns and shapes in the illustrations. This week, look for shapes in your environment.


How?

Cut one piece of paper into a big diamond then cut another paper into many small diamonds. Hide the small diamonds around the room. As your child finds the small diamonds, invite him to put them on the big diamond. Add another shape, if desired.


Why?

This activity helps your child learn to identify shapes while going on a pretend treasure hunt.





Three Butterflies Calendar



experience
toddler

LESSON 1

language & literacy

BOOK DISCOVERY
Three Butterflies
LLD 5 CONCEPTS OF PRINT

Explore the book and how to hold it right-side up. Use the pictures on the pages as clues to what is happening in the story.

math & reasoning

SORTING & SHAPES
Lost Caterpillars
MR 6 CLASSIFICATION

Explore sorting pompoms. Gather hidden pompoms and put them in the matching sorting cup.

music & movement

GROUP DANCE
Colors in the Mirror
★ LLD 3 PHONOLOGICAL AWARENESS

Explore singing color words while looking in a mirror.

art & drama

STICKER ART
Butterfly Flower
★ PD 2 FINE MOTOR

Practice the pincer grip by peeling off stickers and decorating a piece of paper.

LESSON 2

PICTURES & LETTERS
Butterfly Storytelling
LLD 6 READING COMPREHENSION

Listen actively and hold up the Story Piece when a character is named during a read-aloud.

MEASURE WITH ME
Butterfly Proboscis
MR 4 MEASUREMENT


Explore using eyedroppers and turkey basters in water. Explore sucking up a little and a lot.

CREATIVE MOVEMENT
Butterfly Fly Around
CA 2 DANCE & MOVEMENT

Dance in personal space on a towel like a butterfly. Pause the music and run to another towel. Repeat.

DRAMATIC PLAY
Butterfly
CA 4 DRAMA

Make a butterfly with a coffee filter and an ice cream spoon. Follow "flight directions" then land it on different objects around the room.



LESSON 3

COMMUNICATION
Butterfly Sign
LLD 1 LISTENING

Practice signing the word "butterfly." Look at pictures in a book and sign each time you see a butterfly.

SENSORY PLAY
Butterfly Wing Press
PD 2 FINE MOTOR

Press a heart cookie cutter into the dough and make butterfly wings.

COORDINATION
Raindrop Catch
PD 1 GROSS MOTOR

Build eye-hand coordination by picking up, tossing and catching pompoms while music plays.

PAINTING
Flower Stamping
CA 3 VISUAL ARTS

Explore stamping by dipping a silk flower in paint and pressing it onto paper.

LESSON 4

STORY PLAY
Butterfly Fly Away
LLD 2 COMMUNICATION

Recall story characters by rolling a cube and removing one butterfly from the blanket each time a butterfly is rolled.

LIFE SKILLS
Butterfly Matching
MR 6 CLASSIFICATION

Go on a butterfly hunt and find matching butterfly cards hanging around the room.

RHYTHM PATTERNS
Clap for Respect
CA 1 MUSIC

Sit or stand around the table and pat the table twice each time you hear the word "respect" in the song.

COLLAGING
Caterpillar Collage
CA 3 VISUAL ARTS

Glue tissue paper circles on paper to make a caterpillar.



LESSON 5

ACTIVE LISTENING
Draw Butterflies
LLD 1 LISTENING

Draw or scribble while listening to a read-aloud. Use the drawings as prompts and retell what you heard.

NUMBER PLAY
Where Is the Butterfly?
MR 1 NUMBER SENSE

Number cups 1-3 and hide a butterfly beneath one. Invite children to point at a cup, identify its number and pick it up to see if the butterfly is there.

SOUNDS & SIGNS
Butterfly Hands
LLD 1 LISTENING

Listen for the words "butterfly" and "goodbye" then sign the words to the music.

COLORING
Butterfly Portrait
PD 2 FINE MOTOR

Draw a self-portrait on a flat surface.