



Generous Friends

TOGETHER TIME

Sharing Dinner

What?

In the story of the week at school, we read about a bird who collects many berries. When she realizes her forest friends have none, she shares hers with them. Have a sharing dinner with your family this week.


How?

Give each person at the table one serving bowl, then take turns sharing with others. For example, invite your child to give each family member one scoop of vegetables. Have another family member give everyone a piece of another food item and so on.

Why?

This activity builds awareness about the words and actions we use to communicate our feelings. Toddlers are just beginning to learn how to identify and control their emotions.

This week, let's read books about giving and sharing. Find this one at your library or on YouTube:



Llama Llama Time to Share
by Anna Dewdney



Generous Friends Calendar

experience
toddler



language & literacy

math & reasoning

music & movement

art & drama

LESSON 1

COMMUNICATION Generous Friends

LLD 5 CONCEPTS OF PRINT

Refine book-related skills by identifying images and turning pages.

MEASURE WITH ME Tall Berry Toss

MR 4 MEASUREMENT

Stack cups and toss pompoms to practice measurement concepts.

COORDINATION Roll Share

PD 1 GROSS MOTOR

Sit in a circle and roll a ball to friends as music plays.

DRAMATIC PLAY Airplane Launcher

★ SCI 3 PHYSICAL SCIENCE

Explore forces that can launch a plane.

LESSON 2

BOOK DISCOVERY Drop It Experiment

★ LLD 2 COMMUNICATION

Listen to a story about generosity and explore dropping items on a target.

NUMBER PLAY Friendship Train Counting

MR 1 NUMBER SENSE

Practice number concepts with the Forest Friends.

GROUP DANCE Pass the Berry

SED 3 ATTENTION & PERSISTENCE

Sit in a circle and pass a pompom around as music plays.

COLLAGING Hot Air Balloon

PD 2 FINE MOTOR

Collage tissue squares onto a balloon shape.

LESSON 3

ACTIVE LISTENING Generous Storytelling

LLD 6 READING COMPREHENSION

Hold up a Story Piece when it is named during a read-aloud.

SORTING & SHAPES Transportation Design

★ SS 4 HISTORY & SENSE OF TIME

Use color shapes to design a vehicle.

RHYTHM PATTERNS Stop the Beat

CA 1 MUSIC

Listen to music and tap. Pause the music and stop tapping.

COLORING Coloring: Letter U

LLD 3 PHONOLOGICAL AWARENESS

Identify images and practice making the /u/ sound while coloring.



LESSON 4

PICTURES & LETTERS Letter Boat

★ LLD 4 ALPHABETIC KNOWLEDGE

Build letter boats with blocks and sail them across water.

SENSORY PLAY Rain on the Umbrella

MR 1 NUMBER SENSE

Squeeze wet sponges onto a Sensory Mat.

SOUNDS & SIGNS Under the Ocean

LLD 2 COMMUNICATION

Dance freely and practice making the signs for "under" and "ocean."

PAINTING Bird Painting

CA 3 VISUAL ARTS

Explore an unusual painting tool: a feather!

LESSON 5

STORY PLAY Find Berries

LLD 1 LISTENING

Follow verbal prompts and feed a character "berry" pompoms.

LIFE SKILLS Moving Water

★ SCI 3 PHYSICAL SCIENCE

Explore how to move water and floating objects.

CREATIVE MOVEMENT Drive Around the Table

CA 2 DANCE & MOVEMENT

Play music and pretend to drive around the room.

STICKER ART Equity Sticks

LLD 4 ALPHABETIC KNOWLEDGE

Create a name stick to use so everyone gets a turn.



FAMILY NEWSLETTER


OUR WEEK WITH

Wheels

experience
toddler



This week, let's read books about wheels. Find this one at your library or on YouTube:



Little Blue Truck
by Alice Schertle

TOGETHER

TIME

Road Rally

What?

In the story of the week, we followed paths on a page to discover different types of transportation with wheels. Make roads, then push toy cars on them this week.

How?

Cut paper strips or old cardboard into strips and work with your child to line up the strips to make a curvy road. Use toy cars or trucks and push them along the road.

Why?

This activity supports spatial reasoning by lining up the paper to make a road across your floor. It also supports teamwork as you build together. Have fun playing with cars on your DIY road!



Wheels Calendar

experience
toddler



language & literacy

math & reasoning

music & movement

art & drama

LESSON 1

BOOK DISCOVERY

Follow the Path Wheels

LLD 5 CONCEPTS OF PRINT

Practice a left-to-right reading path by tracing a line.

LIFE SKILLS

Fill It Up

PD 4 PERSONAL CARE

Explore scooping, filling and dumping.

CREATIVE MOVEMENT

Choo Choo Train

★ CA 1 MUSIC

Pretend to be part of a train and chug around the room.

PAINTING

Yellow Bus

CA 3 VISUAL ARTS

Paint a school bus with fingers or brush.

LESSON 2

ACTIVE LISTENING

Follow & See

SED 3 ATTENTION & PERSISTENCE

Follow a path and practice the signing words for "follow" and "see."

SORTING & SHAPES

Catch the Bus Game

★ PD 4 PERSONAL CARE

Play a game and identify types of food.

GROUP DANCE

Triangle Dance

CA 1 MUSIC

Dance with a ribbon and make a triangle shape in the air.

STICKER ART

Match the Vehicles

PD 2 FINE MOTOR

Practice fine motor control by decorating a scene with stickers.

LESSON 3

COMMUNICATION

Moving with Friends

★ SED 4 SOCIAL RELATIONSHIPS

Play a call-and-response game while pretending to drive a taxi.

MEASURE WITH ME

Long & Short Tunnels

MR 4 MEASUREMENT

Explore measurement concepts and identify shorter/longer.

RHYTHM PATTERNS

Round & Round

CA 1 MUSIC

Invent creative movements to go with the lyrics.

COLLAGING

Triangle Collage

MR 3 SHAPES

Explore layering triangle shapes on a collage.



LESSON 4

STORY PLAY

Roll on the Line

LLD 6 READING COMPREHENSION

Move toy cars along a line to a Story Piece.

NUMBER PLAY

People on the Bus

MR 1 NUMBER SENSE

Practice counting by adding pompoms to each bus window.

SOUNDS & SIGNS

Go, Go, Go!

CA 2 DANCE & MOVEMENT

Listen to a song and run a foot race.

DRAMATIC PLAY

Subway Track

★ SCI 4 TECHNOLOGY

Explore forces that move cores along yarn.

LESSON 5

PICTURES & LETTERS

Be a Bridge

PD 1 GROSS MOTOR

Take turns practicing a plank pose.

SENSORY PLAY

Dirt Roads

MR 3 SHAPES

Use a Sensory Mat to explore shape paths.

COORDINATION

Ferry Ride

★ SED 4 SOCIAL RELATIONSHIPS

Work together to pull or ride on a "ferry" around the room.

COLORING

Map Maze


PD 2 FINE MOTOR

Practice fine motor control by coloring in a maze.






Transportation



This week, let's read books about transportation. Find this one at your library or on YouTube:



Freight Train
by Donald Crews

TOGETHER

TIME

Find the Car!

What?

In the story of the week at school, we hunted for different types of vehicles pictured on the page. Play hide and seek with your child this week.

How?

Hide a toy car somewhere in your living room. Ask them to help you find it.

Why?

This activity supports logic and reasoning skills by reinforcing that the toy exists even if they can't see it. When they keep looking elsewhere, they practice deductive reasoning and problem-solving.

Transportation Calendar



language & literacy

math & reasoning

music & movement

art & drama

LESSON 1

PICTURES & LETTERS

Jellyfish Toss

LLD 4 ALPHABETIC KNOWLEDGE

Make a jellyfish and practice the /j/ sound.

MEASURE WITH ME

Tall Bus

MR 4 MEASUREMENT

Match color strips and explore concepts of taller and shorter.

COORDINATION

Pompom Waves

PD 1 GROSS MOTOR

Practice working as a team by moving pompoms on a parachute.

COLLAGING

Build a Road

★ SCI 1 INVESTIGATION & INQUIRY

Design road art with strips of paper and chalk.

LESSON 2

BOOK DISCOVERY

Hide 'n Seek

Transportation

LLD 6 READING COMPREHENSION

Identify pictures and words in a storybook.

SENSORY PLAY

Wheel Dough

SCI 1 INVESTIGATION & INQUIRY

Explore making imprints in dough with wheel toys.

GROUP DANCE

Drive to Yellow

PD 1 GROSS MOTOR

Listen to a song and move to the color named.

DRAMATIC PLAY

Traffic Light

★ PD 3 SAFETY

Design a traffic light, then play stop-and-go.

LESSON 3

ACTIVE LISTENING

Motor Sounds

LLD 2 COMMUNICATION

Listen to a story and explore making motor sounds.

NUMBER PLAY

Classroom Map

★ SS 3 GEOGRAPHY

Create and navigate a classroom map.

RHYTHM PATTERNS

Triangle Scarf

CA 1 MUSIC

Dance with scarves and make triangles in the air.

COLORING

Coloring: Letter J

LLD 7 WRITING

Use a cotton swab to make colored dots on a page.



LESSON 4

COMMUNICATION

Go Car Go

LLD 2 COMMUNICATION

Practice communicating through sign language.

LIFE SKILLS

Bridging Words

★ LLD 3 PHONOLOGICAL AWARENESS

Identify pairs of rhyming words by connecting them with sticks.

CREATIVE MOVEMENT

Wheels on the Bus

CA 2 DANCE & MOVEMENT

Take turns playing follow the leader during a song.

PAINTING

Triangle Sign

SED 2 SELF-REGULATION

Create a warning sign to practice safety rules.

LESSON 5

STORY PLAY

Where Is the Vehicle?

LLD 2 COMMUNICATION

Find a hidden Story Piece.

SORTING & SHAPES

Fixing Puzzles

★ MR 2 SPATIAL AWARENESS

Assemble puzzles by matching shape pairs.

SOUNDS & SIGNS

Jump Around J

CA 2 DANCE & MOVEMENT

Pretend to be jumping jaguars and practice the /j/ sound.

STICKER ART

Transportation Stickers

PD 2 FINE MOTOR

Work on fine motor control by removing stickers from a page.




FAMILY NEWSLETTER

OUR WEEK WITH

A Ride for Duck

experience
toddler



TOGETHER
TIME

Truck Race

What?


In the story of the week at school, Duck encounters many types of transportation until he finally discovers a truck. Set up a truck race with your child.

How?

Use a laundry basket and invite your child to get into it while you pull them around the room. Pretend they are sitting in a truck. Then have them pull the laundry basket with their favorite doll or stuffed animal.

Why?

This activity supports gross motor skills by encouraging children to strengthen large muscles and practice coordination by pulling a laundry basket around the room.



One Duck Stuck
by Phyllis Root





A Ride for Duck Calendar



language & literacy

math & reasoning

music & movement

art & drama

LESSON 1

ACTIVE LISTENING Duck Truck Story

SED 3 ATTENTION & PERSISTENCE

Play a game of follow the leader and practice signing words.

SORTING & SHAPES Vehicle Puzzles

MR 6 CLASSIFICATION

Assemble puzzles by matching shape pairs.

RHYTHM PATTERNS Boogie Beat

CA 1 MUSIC

Pair up and make a bridge to dance under.

COLLAGING Green Car

★ SCI 2 NATURAL & EARTH SCIENCE

Build a nature car and explore how it moves.

LESSON 2

BOOK DISCOVERY A Ride for Duck

★ LLD 6 READING COMPREHENSION

Listen to a story and identify images on each page.

MEASURE WITH ME Ramp 'n Roll

MR 4 MEASUREMENT

Explore rolling a ball down a ramp.

GROUP DANCE Wave the Yellow

LLD 1 LISTENING

Listen for color words in a song.

DRAMATIC PLAY Steering Wheel

CA 4 DRAMA

Make a steering wheel and pretend to drive.



LESSON 3

PICTURES & LETTERS Letter Roll

★ LLD 4 ALPHABETIC KNOWLEDGE

Roll balls down ramps and make letter sounds.

SENSORY PLAY Stamping D

MR 1 NUMBER SENSE

Make letter D imprints in dough.

CREATIVE MOVEMENT Bridge Dance

SED 4 SOCIAL RELATIONSHIPS

Pair up and make a bridge to dance under.

PAINTING Wheel Track Painting

CA 3 VISUAL ARTS

Create art by rolling toy cars through paint.



LESSON 4

COMMUNICATION Story Piece Passengers

LLD 6 READING COMPREHENSION

Use Story Pieces to answer questions and role-play.

LIFE SKILLS Car Wash

PD 4 PERSONAL CARE

Pretend to wash real cars.

COORDINATION Walk on a Path

★ PD 1 GROSS MOTOR

Follow a triangle path while music plays.

COLORING D Is for Dolphin & Drum

PD 2 FINE MOTOR

Explore coloring by number on a vertical surface.

LESSON 5

STORY PLAY Fill Up the Truck

LLD 6 READING COMPREHENSION

Hold up a Story Piece when it is named during a read-aloud.

NUMBER PLAY Racetrack Game

★ LLD 5 CONCEPTS OF PRINT

Practice print concepts by following words and symbols on a Game Board.

SOUNDS & SIGNS Dolphin & Duck Dance

CA 2 DANCE & MOVEMENT

Dance like dolphins around the Letter D Card.

STICKER ART Who's in the Truck?

PD 2 FINE MOTOR

Practice a pincer grip by transferring stickers to a page.