

# QUICK PEEK: MATERIALS INTRODUCED THIS WEEK


Many games, projects and art supplies are included in the Daily Discovery Bags. Use this chart to see which hands-on materials are featured day-by-day.

SEE MEMBER RESOURCES FOR PRINTABLE POSTERS

**STEAM STATIONS**

BOOKS ARE NOT INCLUDED, FIND AT LIBRARY























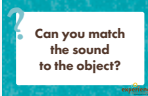







**RECOMMENDED BOOKS**

		COMMUNITY CHALLENGE	LANGUAGE/LITERACY	MATH AND REASONING	CREATIVE ARTS	MUSIC AND MOVEMENT			
LESSON 1		<p><b>SAYING HELLO</b></p> <p>There are many ways to greet someone. Many people say hello, wave to someone or shake hands. We can say “hello” in different languages.</p>	<p><b>Say Hello</b></p> <p>LLD 2 Communication</p> 	<p><b>Name Dance</b></p> <p>LLD 7 Writing</p> 	<p><b>Matching Global Friends</b> ★</p> <p>SS 1 Culture &amp; Community</p> 	<p><b>Friend Puppets</b></p> <p>LLD 2 Communication</p> 	<p><b>Hello to Everyone</b></p> <p>SED 1 Self-Awareness</p> 	<p><b>Making Waves</b></p> <p>SCI 3 Physical Science</p> 	<p><b>Yo! Yes?</b></p> <p>LLD 1 Listening</p> 
LESSON 2		<p><b>PLACES FRIENDS MEET</b></p> <p>Friends meet in a variety of places, such as at school, work, home, playgrounds or stores. When we meet someone, it is polite to greet them and say “hello.”</p>	<p><b>Meet Me at the Circle</b></p> <p>SED 3 Attention &amp; Persistence</p>	<p><b>Building a Clubhouse</b></p> <p>LLD 5 Concepts of Print</p>	<p><b>Meeting Game</b></p> <p>SS 3 Geography</p> 	<p><b>My Friendship Journal</b></p> <p>LLD 7 Writing</p> 	<p><b>A Place to Play</b></p> <p>CA 2 Dance &amp; Movement</p>	<p><b>Build a Playground</b></p> <p>MR 7 Logic &amp; Reasoning</p> 	<p><b>The Adventures of Beekle: The Unimaginary Friend</b></p> <p>LLD 6 Reading Comprehension</p> 
LESSON 3		<p><b>YOU ARE SPECIAL</b></p> <p>We are all unique and special. We all have fingerprints that are different from each other.</p>	<p><b>Unique Prints</b></p> <p>SED 4 Social Relationships</p>	<p><b>Special Faces</b></p> <p>LLD 2 Communication</p> 	<p><b>Special Numbers</b> ★</p> <p>MR 1 Number Sense</p> 	<p><b>I Am Special Tree</b></p> <p>CA 3 Visual Arts</p> 	<p><b>We Are All Special</b></p> <p>SED 4 Social Relationships</p>	<p><b>Mirror Reflection</b></p> <p>SCI 1 Investigation &amp; Inquiry</p> 	<p><b>A Kind Friend</b></p> <p>LLD 6 Reading Comprehension</p> 
LESSON 4		<p><b>GETTING TO KNOW YOU</b></p> <p>We begin to know each other by talking and playing. We can ask someone a question to learn more about that person.</p>	<p><b>Do You Like?</b></p> <p>SED 1 Self-Awareness</p>	<p><b>What's Your Name?</b></p> <p>LLD 4 Alphabetic Knowledge</p>	<p><b>Measuring Friends</b></p> <p>MR 4 Measurement</p>	<p><b>Little Letter Book: Ff</b></p> <p>LLD 4 Alphabetic Knowledge</p> 	<p><b>My Favorite Things</b></p> <p>LLD 1 Listening</p>	<p><b>Clip &amp; Display</b></p> <p>SCI 4 Technology</p> 	<p><b>A Rainbow of Friends</b></p> <p>LLD 6 Reading Comprehension</p> 
LESSON 5		<p><b>PLAYING TOGETHER</b></p> <p>We can play with others by engaging in games, outdoor play and other interactive activities. We can learn how to play cooperatively with others by sharing and taking turns.</p>	<p><b>Play Together</b></p> <p>SED 4 Social Relationships</p>	<p><b>F Is for Friends</b></p> <p>LLD 1 Listening</p> 	<p><b>Playdough Circles</b> ★</p> <p>MR 3 Shapes</p>	<p><b>Friendship Headband</b></p> <p>PD 2 Fine Motor</p> 	<p><b>Dance &amp; Play</b></p> <p>SED 1 Self-Awareness</p>	<p><b>Nature Mandala</b></p> <p>SCI 2 Natural &amp; Earth Science</p> 	<p><b>Frog and Toad are Friends</b></p> <p>LLD 6 Reading Comprehension</p> 

# QUICK PEEK: MATERIALS INTRODUCED THIS WEEK

Many games, projects and art supplies are included in the Daily Discovery Bags. Use this chart to see which hands-on materials are featured day-by-day.



		COMMUNITY CHALLENGE	LANGUAGE/LITERACY	MATH AND REASONING	CREATIVE ARTS	MUSIC AND MOVEMENT			
LESSON 6		<b>HAPPY</b> When we are happy, we may smile or grin. The word “happy” begins with the /h/ sound.	<b>Happy &amp; You Know It</b> SED 2 Self-Regulation	<b>Puzzling Emotions</b> ★ MR 3 Shapes 	<b>Feeling Shapes</b> MR 3 Shapes 	<b>H Is for Happy Horse</b> LLD 4 Alphabetic Knowledge 	<b>Happy Dance</b> PD 1 Gross Motor 	<b>Dripping Tears</b> SCI 2 Natural & Earth Science 	<b>My Many Colored Days</b> LLD 1 Listening 
LESSON 7		<b>SAD</b> When we are sad, we may frown or cry. When someone else is sad, we can comfort them by giving them a hug or listening to them.	<b>Feeling Blue</b> SED 4 Social Relationships	<b>Sad, Mad or Glad?</b> LLD 5 Concepts of Print 	<b>I Am Game</b> MR 2 Spatial Awareness 	<b>Show Your Feelings</b> ★ CA 4 Drama 	<b>Give a Little Hug</b> SED 4 Social Relationships	<b>Block Faces</b> SED 2 Self-Regulation 	<b>The Pout-Pout Fish</b> LLD 6 Reading Comprehension 
LESSON 8		<b>MAD</b> When we are mad, we may yell, stomp our feet or cry. When someone is mad, they can go to a quiet place and try to calm themselves.	<b>Squeeze When You're Mad</b> SED 1 Self-Awareness	<b>Letter Slap</b> LLD 4 Alphabetic Knowledge 	<b>Yoga &amp; Count</b> ★ SED 2 Self-Regulation	<b>Listen &amp; Draw</b> LLD 7 Writing 	<b>Dance Your Feelings</b> SED 4 Social Relationships	<b>Rock Faces</b> MR 2 Spatial Awareness 	<b>I Am</b> SED 1 Self-Awareness 
LESSON 9		<b>SURPRISED</b> Some people like to be surprised while others do not. Sometimes we are surprised by a loud sound or a surprise party.	<b>If You're Surprised &amp; You Know It</b> SED 2 Self-Regulation	<b>H Is for Hiding</b> LLD 3 Phonological Awareness 	<b>Surprise in a Bag</b> MR 2 Spatial Awareness 	<b>Picasso Portrait</b> ★ CA 3 Visual Arts 	<b>Surprise Dance</b> PD 1 Gross Motor	<b>Surprising Sounds</b> SCI 1 Investigation & Inquiry 	<b>The Wednesday Surprise</b> LLD 6 Reading Comprehension 
LESSON 10		<b>SCARED</b> When we are scared, we may feel worried or sad. Some people hide if they are scared. Both people and animals can get scared.	<b>Relax Your Emotions</b> SED 3 Attention & Persistence	<b>Scared Letters</b> ★ MR 6 Classification 	<b>Feelings Puzzle</b> MR 3 Shapes 	<b>My Feelings Book</b> SED 1 Self-Awareness 	<b>Scary Sounds</b> CA 4 Drama	<b>Shadow Monsters</b> SCI 4 Technology 	<b>Sylvester and the Magic Pebble</b> LLD 6 Reading Comprehension 

# QUICK PEEK: MATERIALS INTRODUCED THIS WEEK



















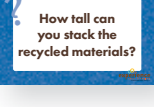







Many games, projects and art supplies are included in the Daily Discovery Bags. Use this chart to see which hands-on materials are featured day-by-day.

SEE NUMBER RESOURCES FOR PRINTABLE POSTERS

**STEAM STATIONS**


BOOKS ARE NOT INCLUDED, FIND AT LIBRARY























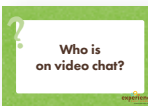





**RECOMMENDED BOOKS**

		COMMUNITY CHALLENGE	LANGUAGE/LITERACY	MATH AND REASONING	CREATIVE ARTS	MUSIC AND MOVEMENT			
LESSON 11		<b>INCLUDE EVERYONE</b> It is a kind gesture to include everyone. Many activities and games can be played with everyone included.	<b>Space for All</b> SED 4 Social Relationships	<b>Letter Community</b> LLD 7 Writing 	<b>Can I Help?</b> MR 6 Classification 	<b>Sharing Hands</b> ★ CA 3 Visual Arts 	<b>Include Everyone</b> SED 3 Attention & Persistence 	<b>Block Friends</b> MR 4 Measurement 	<b>The Doorbell Rang</b> LLD 1 Listening 
LESSON 12		<b>SHARE</b> We can share something, such as toys or food, with another person. When there is not enough of something, we can share with others so they can have some.	<b>A Sharing Community</b> SED 3 Attention & Persistence	<b>Sharing Stories</b> LLD 2 Communication 	<b>Keys to Friendship</b> ★ LLD 4 Alphabetic Knowledge 	<b>Friendship Bracelet</b> PD 2 Fine Motor 	<b>Sharing Favorite Things</b> SED 4 Social Relationships	<b>Shared Weaving</b> MR 7 Logic & Reasoning 	<b>Llama Llama Time to Share</b> LLD 6 Reading Comprehension 
LESSON 13		<b>CARE</b> We can show that we care about people by doing kind acts. We can care by writing someone a card or helping others in need. We can care for people, animals and objects.	<b>Give a Hug</b> SED 4 Social Relationships	<b>Little Letter Book: Tt</b> LLD 2 Communication 	<b>What's Next?</b> ★ MR 5 Patterns 	<b>Get Well Card</b> PD 2 Fine Motor 	<b>Show a Little Love</b> CA 4 Drama	<b>Broken Bones</b> SCI 2 Natural & Earth Science 	<b>Bear Feels Sick</b> LLD 6 Reading Comprehension 
LESSON 14		<b>SAY SORRY</b> It is kind to say sorry to a person. Sometimes we do things on purpose or on accident, but we can say sorry to try to make others feel better.	<b>Accidents Happen</b> SED 1 Self-Awareness	<b>Oops, Sorry</b> LLD 4 Alphabetic Knowledge 	<b>Sorting Circle</b> ★ MR 4 Measurement 	<b>Tic-Tac-Toe Faces</b> MR 2 Spatial Awareness 	<b>I Am Sorry</b> SED 4 Social Relationships	<b>Tall Stack</b> MR 7 Logic & Reasoning 	<b>I'm Sorry</b> LLD 6 Reading Comprehension 
LESSON 15		<b>WORK TOGETHER</b> There are many things people can do together as a group. It can be helpful to work as a team to accomplish a goal.	<b>Connect Together</b> SED 4 Social Relationships	<b>Would You Rather?</b> MR 1 Number Sense 	<b>Stamp Together</b> MR 1 Number Sense 	<b>Unicorn Feelings</b> ★ PD 1 Gross Motor 	<b>Stomping Dance</b> PD 4 Personal Care	<b>Color Mixing Bags</b> SCI 3 Physical Science 	<b>Duck &amp; Goose</b> LLD 6 Reading Comprehension 

# QUICK PEEK: MATERIALS INTRODUCED THIS WEEK

Many games, projects and art supplies are included in the Daily Discovery Bags. Use this chart to see which hands-on materials are featured day-by-day.



		COMMUNITY CHALLENGE	LANGUAGE/LITERACY	MATH AND REASONING	CREATIVE ARTS	MUSIC AND MOVEMENT	STEAM STATIONS	RECOMMENDED BOOKS
LESSON 16	 <p><b>BODY LANGUAGE</b> We can use our bodies to help communicate ideas. We can use movements or gestures to help express a thought without talking.</p>	<p><b>Sign Language</b> SED 2 Self-Regulation</p> 	<p><b>Signing the Alphabet</b> LLD 4 Alphabetic Knowledge</p> 	<p><b>Relaxing Rainbow</b> SED 1 Self-Awareness</p>	<p><b>My Self-Portrait</b> ★ SED 1 Self-Awareness</p> 	<p><b>Body Dance</b> CA 2 Dance &amp; Movement</p> 	<p><b>Tracing Shapes</b> MR 3 Shapes</p> 	<p><b>Say Hello!</b> SS 1 Culture &amp; Community</p> 
LESSON 17	 <p><b>PHONES</b> There are many different types of phones. We use phones to communicate with others. Phones have a keypad with the numbers 0-9. People dial a phone number to make a call to others near or far.</p>	<p><b>Telephone Game</b> SED 2 Self-Regulation</p> 	<p><b>Rhyming Ring-a-Ling</b> ★ LLD 3 Phonological Awareness</p> 	<p><b>Dial &amp; Jump</b> MR 1 Number Sense</p>	<p><b>Pretend Phone</b> CA 4 Drama</p> 	<p><b>Pick Up the Phone</b> LLD 1 Listening</p>	<p><b>Telephone Talk</b> SED 4 Social Relationships</p> 	<p><b>Grandma's in the Phone</b> LLD 6 Reading Comprehension</p> 
LESSON 18	 <p><b>MAIL</b> We can send and receive mail. There needs to be an address to send mail to. People sometimes send letters, packages and postcards in the mail. Sometimes we receive mail in our mailbox or at the front door.</p>	<p><b>The Mailman Is Here</b> SED 3 Attention &amp; Persistence</p>	<p><b>Sorting Letters</b> ★ MR 6 Classification</p>	<p><b>Mystery Envelope</b> MR 7 Logic &amp; Reasoning</p> 	<p><b>Dear Friend</b> LLD 7 Writing</p> 	<p><b>Surprise Mail</b> LLD 4 Alphabetic Knowledge</p>	<p><b>Post Office</b> LLD 7 Writing</p> 	<p><b>Dear Polar Bear...</b> LLD 6 Reading Comprehension</p> 
LESSON 19	 <p><b>TECHNOLOGY</b> There are many different types of computers, such as laptops, tablets and desktops. Computers have many functions: browsing the internet, playing games, emailing, listening to music and more. Computers have a keyboard so we can type words.</p>	<p><b>Community Code</b> SED 3 Attention &amp; Persistence</p>	<p><b>My Portfolio</b> LLD 5 Concepts of Print</p> 	<p><b>Secret Message Math</b> MR 1 Number Sense</p> 	<p><b>My Computer</b> PD 2 Fine Motor</p> 	<p><b>Kind Feelings</b> ★ CA 2 Dance &amp; Movement</p>	<p><b>Video Chat</b> SCI 4 Technology</p> 	<p><b>The Berenstain Bears' Computer Trouble</b> LLD 6 Reading Comprehension</p> 
LESSON 20	 <p><b>GOOD LISTENING</b> A good listener keeps their body still and looks at the person speaking. We can practice listening to sounds, music or someone talking.</p>	<p><b>Listening Hands</b> SED 4 Social Relationships</p>	<p><b>Feelings Bingo</b> MR 6 Classification</p> 	<p><b>Listen &amp; Build</b> SED 4 Social Relationships</p>	<p><b>Monster Feelings Collage</b> ★ MR 2 Spatial Awareness</p> 	<p><b>Are You Listening?</b> PD 4 Personal Care</p>	<p><b>Outdoor Communication</b> LLD 2 Communication</p> 	<p><b>Listen Buddy</b> LLD 6 Reading Comprehension</p> 